



Transportation Improvement Program

FISCAL YEARS 2021/22 - 2025/26
ADOPTED: June 16, 2021

heartlandregionaltpo.org



Transportation Improvement Program

FISCAL YEARS 2021/22 - 2025/26

ADOPTED: June 16, 2021

The preparation of this document has been financed in part through a grant from the U.S. Department of Transportation (Federal Highway Administration) in cooperation with the Florida Department of Transportation, the urbanized area of Highlands County including the cities of Sebring and Avon Park; and the counties of DeSoto, Glades, Hardee, Hendry, Highlands and Okeechobee.

Heartland Regional Transportation Planning Organization

555 East Church Street, Bartow, FL 33830 • info@heartlandregionaltpo.org • 863-534-7130

heartlandregionaltpo.org

Table of Contents

4	Resolution
5	HRTPO Board Members
6	Introduction
14	Performance Management
16	Transportation Project Priorities
20	Acronyms & Definitions
21	Summary of FDOT Fund Codes
22	Project Locations Map
23	Project Listings for Five Years
23	DeSoto County
34	Glades County
40	Hardee County
50	Hendry County
61	Highlands County
77	Okeechobee County
106	Local Projects

Appendix A: Adopted Project Priority Evaluation Criteria

Appendix B: Performance Management

Appendix C: Public Involvement and Comments Received



RESOLUTION 05-2021

A RESOLUTION OF THE HEARTLAND REGIONAL TRANSPORTATION PLANNING ORGANIZATION APPROVING THE FISCAL YEAR 2021/2022 THROUGH FISCAL YEAR 2025/2026 TRANSPORTATION IMPROVEMENT PROGRAM (TIP).

WHEREAS, the Heartland Regional Transportation Planning Organization (HRTPO) is required by Section 339.175(8)(a) Florida Statutes to develop an annually updated Transportation Improvement Program (TIP); and

WHEREAS, the HRTPO has reviewed the proposed Transportation Improvement Program (TIP) and determined that it is consistent with its adopted plans and programs; and

WHEREAS, in accordance with the Florida Department of Transportation (FDOT) directives and procedures, the Transportation Improvement Program must be accompanied by an endorsement of the TPO Board indicating TPO Board approval of the Program.

NOW, THEREFORE, BE IT RESOLVED, by the Heartland Regional Transportation Planning Organization (HRTPO), that the Transportation Improvement Program for Fiscal Year 2021/2022 through Fiscal Year 2025/2026 is hereby endorsed, approved and adopted June 16, 2021.

Signed:

A handwritten signature in blue ink, appearing to read "T Stanley", written over a horizontal line.

Tim Stanley, HRTPO Chair

Date:

A handwritten date "6-16-21" in blue ink, written over a horizontal line.

Attest:

A handwritten signature in blue ink, appearing to read "Kathy Hall", written over a horizontal line.

Kathy Hall, HRTPO Staff

A handwritten signature in blue ink, written over a horizontal line.

Reviewed by HRTPO Attorney

2021 HRTPO Board Members

Chair

Commissioner Tim Stanley

Vice Chair

Commissioner Noey Flores, Vice Chair

DeSoto County

Commissioner Elton Langford

Glades County

Commissioner Tim Stanley

Hardee County

Commissioner Noey Flores

Hendry County

Commissioner Mitchell Wills

Okeechobee County

Commissioner Terry Burroughs

Highlands County

Commissioner Chris Campbell

Commissioner Scott Kirouac

Commissioner Kathy Rapp

Commissioner Kevin Roberts

Commissioner Arlene Tuck

The City of Avon Park

Mayor Garrett Anderson

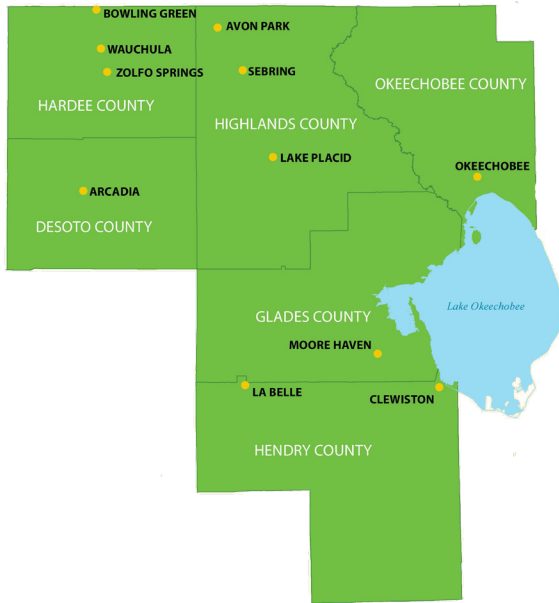
The City of Sebring

Council Member Curt Ivy

Florida Department of Transportation (Non-voting member)

FDOT District One Secretary, L.K. Nandam

Introduction



Purpose

The purpose of the Transportation Improvement Program (TIP) is to provide a staged, multi-year, intermodal program of transportation projects. The TIP is consistent with the adopted Heartland Regional Transportation Planning Organization's (HRTPO's) 2045 Long Range Transportation Plan (LRTP). The TIP is required of all metropolitan areas, under Section 134 of Title 23 and Title 49, United States Code (USC), and 23 CFR Part 450 Sections 320, 324, 326, 328, 330 and 332; and subsection 339.175(6) and (8), Florida Statutes (F.S.), the Moving Ahead for Progress in the 21st Century Act (MAP-21) and reaffirmed in the Fixing America's Surface Transportation Act (FAST Act) signed into law on December 4, 2015.

The HRTPO's TIP contains all transportation projects within DeSoto, Glades, Hardee, Hendry, Highlands and Okeechobee Counties, which are the six (6) counties that comprise the Heartland Regional Transportation Planning Organization. These projects are those designated for funding from Title 23 and Title 49 funding sources and all regionally significant transportation projects requiring federal action. Projects contained in the TIP include highways, aviation, pedestrian and bicycle facilities, and transportation disadvantaged projects regardless of funding source. The TIP ensures coordination for transportation improvements by local, state and federal agencies.

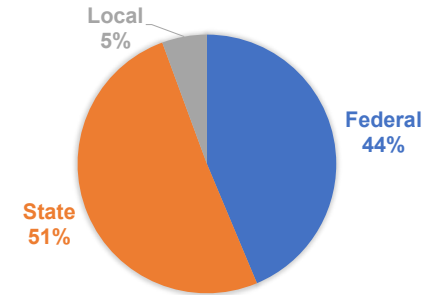
Financial Plan

The HRTPO 2021/22 – 2025/26 TIP serves as a five-year financially feasible program of improvements for all modes of transportation within the six (6) Heartland counties referenced above, and was developed in cooperation with the FDOT and public transit operators [23 CFR. 450.326(a) and subsection 339.175(8) F.S.,]. The TIP is financially constrained for each year and able to be implemented for each year using Year of Expenditure (YOE) dollars. YOE dollars are adjusted for inflation from the present time to the expected year of construction. Federally funded projects identified in the TIP can be implemented using current and proposed revenue sources based on the FDOT's Tentative Work Program. As required by federal and state law, a summary of available funds by funding category and project type for the state and federally funded projects contained within the TIP has been included [23 CFR. 450.324(a) and Subsection 339.175(8), F. S.] The detailed project listing and financial summary contain system-level estimates of costs and revenue sources that are reasonably expected to be available to adequately operate and maintain Federal-aid highways (as defined by 23 U.S. C. 101(a)(5)) and public transportation (as defined by title 49 USC. Chapter 53) [23 CFR 450.324 (h)]. To further ensure the financial soundness of the TIP, all projects funded by the Florida Department of Transportation with federal or non-federal dollars are considered committed projects if included in the first three years of the FDOT Five-Year Work Program. Section 339.135(4)(b)(5) Florida Statutes mandates the FDOT Work Program include a balanced 36-month forecast of cash and expenditures and a five-year finance plan supporting the Work Program.

Total Project Revenues and Cost

Total Project Revenues align with the total Project Costs with a five-year total of \$421.1 million. Projects included have a revenue and cost of \$275.3 million prior to the five-year period and will have revenues and costs of \$129 million after the five-period.

TOTAL PROJECT REVENUES						
Source	Revenue					5 Year Total
	2021-22	2022-23	2023-24	2024-25	2025-26	
Federal	\$50,369,119	\$49,966,054	\$37,219,987	\$21,163,755	\$25,263,657	\$183,982,572
State	\$52,238,406	\$56,934,584	\$52,124,978	\$40,174,929	\$12,088,041	\$213,560,938
Local	\$3,884,999	\$8,349,177	\$3,586,348	\$6,570,798	\$1,249,091	\$23,640,413
Total	\$106,492,524	\$115,249,815	\$92,931,313	\$67,909,482	\$38,600,789	\$421,183,923



TOTAL PROJECT COSTS						
	Costs					5 Year Total
	2021-22	2022-23	2023-24	2024-25	2025-26	
Total	\$106,492,524	\$115,249,815	\$92,931,313	\$67,909,482	\$38,600,789	\$421,183,923

FIVE YEAR TIP FUND TYPE SUMMARY

Effective Date: 04/13/2020 Florida Department of Transportation Run: 04/29/2020 07.50.59

Source	<2022	2021-22	2022-23	2023-24	2024-25	2025-26	>2026	Total All Years
Federal	\$79,745,612	\$50,369,119	\$49,966,054	\$37,219,987	\$21,163,755	\$25,263,657	\$74,065,493	\$337,793,677
Federal Earmark	\$2,050,253	\$0	\$0	\$0	\$0	\$0	\$0	\$2,050,253
Local	\$10,281,275	\$1,338,463	\$1,677,468	\$3,586,348	\$6,570,798	\$1,249,091	\$1,125,000	\$25,828,443
R/W and Bridge Bonds	\$6,474,595	\$2,546,536	\$6,671,709	\$0	\$0	\$0	\$0	\$15,692,840
State	\$176,785,336	\$52,238,406	\$56,934,584	\$52,124,978	\$40,174,929	\$12,088,041	\$53,902,370	\$444,248,644
Total	\$275,337,071	\$106,492,524	\$115,249,815	\$92,931,313	\$67,909,482	\$38,600,789	\$129,092,863	\$825,613,857

Five-Year TIP Revenue Summary

Effective Date: 04/05/2021 Florida Department of Transportation Run: 04/14/2021 10.31.26

Five Year TIP Revenue Summary									
Fund	Fund Name	<2022	2022	2023	2024	2025	2026	>2026	All Years
	TOTAL OUTSIDE YEARS	113,317,786	0	0	0	0	0	74,489,824	\$187,807,610
	UNFUNDED	0	0	0	0	0	0	38,744,796	\$38,744,796
ACBR	ADVANCE CONSTRUCTION (BRT)	295,351	0	2,329,083	0	3,874,512	0	0	\$6,498,946
ACBZ	ADVANCE CONSTRUCTION (BRTZ)	0	0	0	50,003	0	575,076	0	\$625,079
ACID	ADV CONSTRUCTION SAFETY (HSID)	309,112	0	0	0	0	0	0	\$309,112
ACNP	ADVANCE CONSTRUCTION NHPP	169,186	3,891,775	437,043	6,478,871	0	8,628,585	1,841,231	\$21,446,691
ACSA	ADVANCE CONSTRUCTION (SA)	920,363	4,520,267	0	0	0	0	0	\$5,440,630
ACSL	ADVANCE CONSTRUCTION (SL)	2,377,202	1,072,072	0	0	0	0	0	\$3,449,274
ACSN	ADVANCE CONSTRUCTION (SN)	1,180,791	0	0	0	0	0	0	\$1,180,791
ACSS	ADVANCE CONSTRUCTION (SS,HSP)	160,684	3,585,894	0	0	0	0	0	\$3,746,578
BNIR	INTRASTATE R/W & BRIDGE BONDS	18	2,546,536	6,671,709	0	0	0	0	\$9,218,263
BRRP	STATE BRIDGE REPAIR & REHAB	0	215,000	1,487,285	0	4,214,615	0	0	\$5,916,900
CIGP	COUNTY INCENTIVE GRANT PROGRAM	0	0	0	2,027,103	4,755,341	0	0	\$6,782,444
CM	CONGESTION MITIGATION - AQ	0	0	300,000	278,943	0	0	0	\$578,943
D	UNRESTRICTED STATE PRIMARY	94,151,724	4,879,131	4,602,553	4,676,875	728,750	728,750	0	\$109,767,783
DDR	DISTRICT DEDICATED REVENUE	9,932,094	17,807,618	19,584,828	23,796,437	9,245,698	3,612,815	8,941,364	\$92,920,854
DI	ST. - S/W INTER/INTRASTATE HWY	8,572,069	0	0	20,000	1,905,441	0	0	\$10,497,510
DIH	STATE IN-HOUSE PRODUCT SUPPORT	798,900	83,742	245,722	186,446	112,840	381,148	475,000	\$2,283,798
DITS	STATEWIDE ITS - STATE 100%.	42,268	0	0	0	0	0	0	\$42,268
DPTO	STATE - PTO	3,613,333	3,590,922	1,429,078	3,334,239	4,500,788	1,120,524	0	\$17,588,884
DS	STATE PRIMARY HIGHWAYS & PTO	8,573,022	7,633,949	14,455,785	3,176,535	479,461	0	0	\$34,318,752
DU	STATE PRIMARY/FEDERAL REIMB	9,725,931	1,091,950	912,103	1,100,862	1,265,558	1,202,763	0	\$15,299,167
FAA	FEDERAL AVIATION ADMIN	0	5,713,919	4,219,090	3,256,048	6,912,019	4,178,021	0	\$24,279,097
FCO	PRIMARY/FIXED CAPITAL OUTLAY	0	638,143	0	0	0	0	0	\$638,143
GFSN	GF STPBG <5K (RURAL)	121,028	0	0	0	0	0	0	\$121,028
GMR	GROWTH MANAGEMENT FOR SIS	2,490,199	0	0	0	0	0	0	\$2,490,199
GRSC	GROWTH MANAGEMENT FOR SCOP	0	4,490,171	5,426,926	5,664,878	4,468,979	0	0	\$20,050,954
HSP	SAFETY (HIWAY SAFETY PROGRAM)	787,371	0	0	0	0	0	0	\$787,371

Five-Year TIP Revenue Summary

Fund	Fund Name	<2022	2022	2023	2024	2025	2026	>2026	All Years
LF	LOCAL FUNDS	9,420,258	1,338,463	1,677,468	2,891,623	6,570,798	1,249,091	0	\$23,147,701
LFD	"LF" FOR STTF UTILITY WORK	125,000	0	0	0	0	0	0	\$125,000
LFP	LOCAL FUNDS FOR PARTICIPATING	0	0	0	694,725	0	0	0	\$694,725
NHBR	NATIONAL HIGHWAYS BRIDGES	13,239	0	0	0	0	0	0	\$13,239
NHRE	NAT HWY PERFORM - RESURFACING	0	7,959,409	15,059,409	8,488,866	0	0	0	\$31,507,684
PL	METRO PLAN (85% FA; 15% OTHER)	452,073	393,665	392,782	392,782	392,782	392,782	0	\$2,416,866
REPE	REPURPOSED FEDERAL EARMARKS	250,453	0	0	0	0	0	0	\$250,453
RHH	RAIL HIGHWAY X-INGS - HAZARD	0	248,020	0	0	0	0	0	\$248,020
RHP	RAIL HIGHWAY X-INGS - PROT DEV	0	394,314	0	0	0	0	0	\$394,314
SA	STP, ANY AREA	1,536,359	7,478,612	16,185,181	8,823,842	2,306,818	592,220	0	\$36,923,032
SCED	2012 SB1998-SMALL CO OUTREACH	0	1,707,785	1,707,317	1,666,667	1,707,317	0	0	\$6,789,086
SCOP	SMALL COUNTY OUTREACH PROGRAM	0	1,570,732	1,591,220	1,611,707	1,625,366	0	0	\$6,399,025
SCRA	SMALL COUNTY RESURFACING	0	4,913,446	4,545,455	4,545,455	4,545,455	4,545,455	0	\$23,095,266
SCRC	SCOP FOR RURAL COMMUNITIES	0	2,380,398	0	0	0	0	0	\$2,380,398
SCWR	2015 SB2514A-SMALL CO OUTREACH	0	1,939,512	1,858,415	1,418,636	1,884,878	1,699,349	0	\$8,800,790
SL	STP, AREAS <= 200K	1,349,459	5,544,279	3,357,984	1,502,426	4,919,628	4,523,336	2,347,700	\$23,544,812
SN	STP, MANDATORY NON-URBAN <= 5K	2,886,473	4,143,899	4,345,818	4,330,751	0	2,687,702	0	\$18,394,643
SR2S	SAFE ROUTES - INFRASTRUCTURE	79,366	0	0	0	0	0	0	\$79,366
SR2T	SAFE ROUTES - TRANSFER	110,630	840,673	0	0	206,480	0	0	\$1,157,783
STED	2012 SB1998-STRATEGIC ECON COR	0	1,026,000	0	0	0	0	0	\$1,026,000
TALL	TRANSPORTATION ALTS- <200K	791,892	448,026	292,722	12,121	216,023	498,228	0	\$2,259,012
TALN	TRANSPORTATION ALTS- < 5K	778,037	357,128	355,590	354,357	355,804	352,808	0	\$2,553,724
TALT	TRANSPORTATION ALTS- ANY AREA	5,400	2,685,217	1,779,249	2,150,115	714,131	1,632,136	0	\$8,966,248
TRIP	TRANS REGIONAL INCENTIVE PROGM	0	0	0	0	0	0	1,096,309	\$1,096,309
TRWR	2015 SB2514A-TRAN REG INCT PRG	0	0	0	0	0	0	1,156,639	\$1,156,639

Grand Total	<2022	2022	2023	2024	2025	2026	>2026	All Years
	\$275,337,071	\$106,492,524	\$115,249,815	\$92,931,313	\$67,909,482	\$38,600,789	\$129,092,863	\$825,613,857

How to get full project costs and other project details: Projects on the Strategic Intermodal System (SIS)

The normal project production sequence is to have a Project Development and Environment (PD&E) phase, a Design (PE) phase, a Right of Way (ROW) phase and a Construction (CST) phase. Some projects may not have a ROW phase if land is not needed to complete the project. Costs on the TIP pages for projects on the Strategic Intermodal System (SIS) will have historical costs, five years of the current TIP and five years beyond the current TIP, which may or may not be the total project cost. If there is no CST phase on the TIP page, then the entry will probably not be reflective of the total project cost. For some projects, such as resurfacing, safety or operational projects, there may not be a total cost provided but rather additional details on that program. The SIS is a network of high priority transportation facilities which includes the state's largest and most significant commercial service airports, spaceport, deep-water seaports, freight rail terminals, passenger rail and intercity bus terminals, rail corridors, waterways and highways. All projects on the SIS will have a SIS identifier on the project. For costs beyond the 10 year window, access to the Long Range Transportation Plan (LRTP) is provided. The link to the LRTP is www.hrtpo2045.org. References to the 2045 LRTP are included to provide full project costs and/or additional details regarding the project.

How to get full project costs and other project details

The "Total Project Cost" amount displayed for each of the federal and state funded projects in the TIP represents 10 years of programming in the Florida Department of Transportation's (FDOT's) Work Program database. The "Total Project Cost" is included for projects on the Strategic Intermodal System (SIS) (FYs 2019 through 2028), and 5 years of programming in the FDOT Work Program for non-SIS projects (FYs 2025 through 2030), plus historical cost information for all projects having expenditures paid by FDOT prior to FY2021. For a more comprehensive view of a particular project's anticipated total project cost for all phases of the project please refer to the LRTP.

Annual Obligations Report

Section 134 of Title 23, United State Code, requires an annual listing of projects for which federal funds have that been obligated in the preceding year shall be published or otherwise made available by the metropolitan planning organizations for public review. A link to the current Annual Obligations Report for the Heartland Regional Transportation Planning Organization may be found at <http://heartlandregionaltpo.org/programs-and-plans/>.

Major Projects Implemented or Significantly Delayed

The major projects in the Heartland Region include the improvements of transportation facilities that serve the regional transportation needs. The following major projects were listed in the previous FY 2020/21 – FY 2025/26 TIP. The status is identified as complete or delayed.

County	Facility	Description	Financial Project Number (FPN)	Status
DESOTO	12TH AVE FROM E OAK ST TO NE HICKORY ST	RESURFACING	446116 1	COMPLETE AND/OR FULLY FUNDED
DESOTO	ARCADIA MUNICIPAL AIRPORT	AVIATION SAFETY PROJECT	441854 1	COMPLETE AND/OR FULLY FUNDED
GLADES	SR 78 FROM BANANA GROVE RD TO HERBERT HOOVER BRIDGE	RESURFACING	439428 1	COMPLETE AND/OR FULLY FUNDED
GLADES	SR 78 FROM SR 25/US 27 TO BANANA GROVE RD	RESURFACING	439430 1	COMPLETE AND/OR FULLY FUNDED
GLADES	FISHEATING CREEK WMA ENTRANCE ROAD	RAILROAD AND UTILITIES	448713 1	COMPLETE AND/OR FULLY FUNDED
HARDEE	POLK ROAD FROM SR 62 TO US 17	RESURFACING	438577 1	COMPLETE AND/OR FULLY FUNDED
HARDEE	SR 636 FROM US 17 TO SR 64	RESURFACING	441518 1	COMPLETE AND/OR FULLY FUNDED
HARDEE	MELENDY ST FROM 10TH AVE TO 7TH AVE	RESURFACING	446117 1	COMPLETE AND/OR FULLY FUNDED
HARDEE	MILLING & RESURFACING OF MULTIPLE ROADWAY SEGMENTS	RESURFACING	446119 1	COMPLETE AND/OR FULLY FUNDED
HENDRY	CR 835 FROM 9.1 MILES S. OF US 27 TO 7.7 MILES S. OF US 27	RESURFACING	438581 1	COMPLETE AND/OR FULLY FUNDED
HENDRY	E VENTURA AVE FROM S. FRANCISCO ST TO S DEANE DUFF AVE	RESURFACING	446118 1	COMPLETE AND/OR FULLY FUNDED
HENDRY	LABELLE MUNICIPAL AIRPORT	RESURFACING	446241 1	COMPLETE AND/OR FULLY FUNDED
HIGHLANDS	SR 70 FROM CR 29 TO LONESOME ISLAND ROAD	RESURFACING	414506 6	COMPLETE AND/OR FULLY FUNDED
HIGHLANDS	SR 17 AT CR 17A/TRUCK ROUTE	ADD RIGHT TURN LANE(S)	435066 1	COMPLETE AND/OR FULLY FUNDED
HIGHLANDS	SR 25 (US 27) FROM SR 66 TO HIGHLANDS AVE	RESURFACING	439433 1	COMPLETE AND/OR FULLY FUNDED
HIGHLANDS	SR 25 (US 27) FROM CLOVERLEAF RD TO SR 66	RESURFACING	439434 1	COMPLETE AND/OR FULLY FUNDED
HIGHLANDS	ADAPTIVE SYSTEM ON US 27 FROM HIGHLANDS AVE TO SEBRING PKWY	ARTERIAL TRAFFIC MGMT	440225 1	COMPLETE AND/OR FULLY FUNDED
HIGHLANDS	SR 25 (US 27) FROM GLADES COUNTY LINE TO S OF HORN RD	RESURFACING	441519 1	COMPLETE AND/OR FULLY FUNDED
HIGHLANDS	SEBRING REGIONAL ARPT	AVIATION SAFETY PROJECT	446349 1	COMPLETE AND/OR FULLY FUNDED
OKEECHOBEE	SR 15 (US 98) AT SE 18TH TERR ROUNDABOUT	ROUNDABOUT	438902 1	COMPLETE AND/OR FULLY FUNDED
OKEECHOBEE	SR 15 (US 441) PARROTT AVENUE FROM NE 7TH ST TO 9TH ST	RESURFACING	440508 1	COMPLETE AND/OR FULLY FUNDED

Consistency with Other Plans

HRTPO Long Range Transportation Plan

All projects included in the TIP are consistent with: the HRTPO's 2045 LRTP adopted on March 10, 2021; all adopted comprehensive plans for local governments within the six (6) Heartland counties; and all applicable modal plans.

FDOT Freight Plan

The TIP includes specific investment priorities that support all of the TPO's goals including freight, using a prioritization and project selection process established in the LRTP.

FDOT Asset Management Plan

The TIP includes specific investment priorities that support all of the TPO's goals including modal options, using a prioritization and project selection process established in the LRTP.

Public Involvement

The HRTPO has a strong commitment to ensure public involvement in the transportation planning process. Adopted in September 2018, the Public Participation Plan (PPP) provides guidelines used by the HRTPO to inform and gather input from residents, communities, and interest groups throughout the six counties in order to expand the information available for planning. Following the guidelines in the PPP, and following the requirements of 23 CFR 450.324, Section 339.175, FS, Section 163.3161 et seq., FS, 23, and CFR 450.324, Section 339.175, FS, the HRTPO will make the draft document available for public comment 30 days prior to adoption, seven (7) days prior to amendment, and continuously during development. The TIP is reviewed by the Citizens Advisory Committee (CAC), the Technical Advisory Committee (TAC), and the HRTPO Board at meetings that are open to the public. The TIP is also made available on HRTPO's website. Details of the public involvement process and comments received may be found in Appendix C.

Certification

A joint review of the HRTPO's planning process is conducted each year with FDOT. The currently adopted certification review was completed on February 23, 2021. The purpose of this review is to evaluate the effectiveness of the planning process and to determine its compliance with applicable federal and state requirements. The referenced parties jointly certify, pursuant to Code of Federal Regulations (CFR) Section 450.334, "Metropolitan Transportation Planning Process: Certification," that the metropolitan transportation planning process in the Sebring - Avon Park Urbanized Areas is addressing the major issues facing the area and is being conducted in accordance with all applicable requirements.

Congestion Management Process

Maintenance of a Congestion Management Process (CMP) is a requirement for all TPOs under Florida Statue 339.175 (6)(c)1 and for TPOs in Transportation Management Areas (TMAs) under federal law. Consistent with the guidance from the Final Rule on the CMP, the intent of the CMP process is to “address congestion management through a process that provides for safe and effective integrated management and operation of the multimodal transportation system.”

A vibrant congestion management process can serve a valuable role in addressing the region’s transportation needs in light of the following:

- Funding levels limit the number of new large scale projects which can be planned and constructed
- Transportation safety is becoming an increasingly important planning consideration

Although the Heartland Regional Transportation Planning Organization (HRTPO) is not in a TMA, which is defined as an urbanized area with a population over 200,000, the region must develop and implement a congestion management process to provide the information needed to make informed decisions regarding the proper allocation of transportation resources” as required by Florida law. The HRTPO CMP was adopted by the Board on June 21, 2017, and incorporated into the 2045 Long Range Transportation Plan.

Transportation Disadvantaged

As of July 1, 2018, the HRTPO is the Designated Official Planning Agency for the door-to-door paratransit service through the Transportation Disadvantaged (TD) program, throughout the six-counties of the HRTPO, which covers two Transportation Disadvantaged planning areas:

- Glades and Hendry Counties - The Community Transportation Coordinator (CTC) for this service area is Hendry County.
- DeSoto, Hardee, Highlands, and Okeechobee Counties - The CTC for this service area is MV Transportation, Inc., a private for-profit provider.

FY 2021-22 Transportation Disadvantaged Planning, Trip, and Equipment Grant Allocations			
County	Planning Grant Allocation	Trip and Equipment Grant Allocations	
		FY 2021-22 Allocation	Local Match (10%)
DeSoto County	\$20,765	\$195,284	\$21,698
Glades County	\$20,265	\$186,469	\$20,719
Hardee County	\$20,556	\$204,842	\$22,760
Hendry County	\$20,846	\$312,230	\$34,692
Highlands County	\$22,185	\$427,654	\$47,517
Okeechobee County	\$20,855	\$204,052	\$22,672

Performance Management

Performance management is a strategic approach to connect investment and policy decisions to help achieve performance goals. Performance measures and targets are the benchmarks against which progress is assessed using available data.

The FDOT and the HRTPO are required to establish targets for the performance measures that align with the national goals and identified below. The HRTPO has adopted to support the FDOT in their targets on all performance measures. These measures and targets inform the goals of this plan, the project evaluation criteria used by the HRTPO, project priorities and the FDOT Work Program and the HRTPO's Transportation Improvement Program.

This TIP includes:

- **\$35,115,218** in Safety Projects
- **\$33,858,228** in System Performance Projects
- **\$238,234,598** in Bridge and Pavement Projects
- **\$11,019,670** in Transit Projects



Highway Safety Measures

Safety is the first national goal identified in the FAST Act. In March 2016, the Highway Safety Improvement Program (HSIP) and Safety Performance Management Measures Rule (Safety PM Rule) was finalized and published in the Federal Register. The rule requires MPOs to establish targets for the following safety-related performance measures and report progress to the state DOT:

1. Number of Fatalities;
2. Rate of Fatalities per 100 million Vehicle Miles Traveled (VMT);
3. Number of Serious Injuries;
4. Rate of Serious Injuries per 100 million VMT; and
5. Number of Nonmotorized Fatalities and Serious Injuries.

On August 31, 2020, FDOT established statewide performance targets for the safety measures for calendar year 2021. On January 20, 2021, the HRTPO agreed to support FDOT's statewide safety performance targets, thus agreeing to plan and program projects in the TIP that once implemented, are anticipated to make progress toward achieving the statewide targets. The Safety Performance Measures table presents the statewide and TPO safety targets.

Safety Performance Measures	HRTPO Regional Baseline Performance (Five-Year Rolling Average)			HRTPO and Florida 2021 Performance Targets
	2013-17	2014-18	2015-19	
Number of Fatalities	66.8	71.6	77.4	0
Rate of Fatalities per 100 million Vehicle Miles Traveled (VMT)	2.235	2.321	2.442	0
Number of Serious Injuries	390.4	429.4	468.6	0
Rate of Serious Injuries per 100 million VMT	12.912	13.846	14.794	0
Number of Non-motorized Fatalities and Serious Injuries	34	35.6	35.6	0

After FDOT set its Safety Performance Measures targets in 2016, both FDOT and the HRTPO established 2017 Baseline Safety Performance Measures. To evaluate baseline Safety Performance Measures, the most recent five-year rolling average (2015-2019) of crash data and VMT are identified in the table above.

Pavement and Bridge Condition Measures

On May 18, 2018, FDOT established statewide performance targets for the pavement and bridge measures. On September 19, 2018, the HRTPO agreed to support FDOT's statewide pavement and bridge performance targets, thus agreeing to plan and program projects in the TIP that will, once implemented, make progress toward achieving the statewide targets.

Pavement and Bridge Condition Measures	2-year Statewide Target (2018 - 2019)	4-year Statewide Target (2018 - 2021)	HRTPO Region Current Conditions
Non-Interstate National Highway System (NHS) Pavement Measures			
Percent in good condition	40%	40%	35.5%
Percent in poor condition	5%	5%	0.3%
National Highway System (NHS) Bridge Deck Area Measures			
Percent of deck area in good condition	50%	50%	82.44%
Percent of deck area in poor condition	10%	10%	0.0%

System Performance, Freight, and Congestion Program Measures

On May 18, 2018, FDOT established statewide performance targets for the system performance measures. On September 19, 2018, the HRTPO agreed to support FDOT's statewide system performance targets, thus agreeing to plan and program projects in the TIP that once implemented, are anticipated to make progress toward achieving the statewide targets.

System Performance and Freight Targets	2-year Statewide Target (2018 - 2019)	4-year Statewide Target (2018 - 2021)	HRTPO Region Current Conditions
Percent of person-miles on the Interstate system that are reliable	75%	70%	N/A
Percent of person-miles on the non-Interstate National Highway System that are reliable	Not Required	50%	99%
Truck travel time reliability	1.75	2.00	N/A

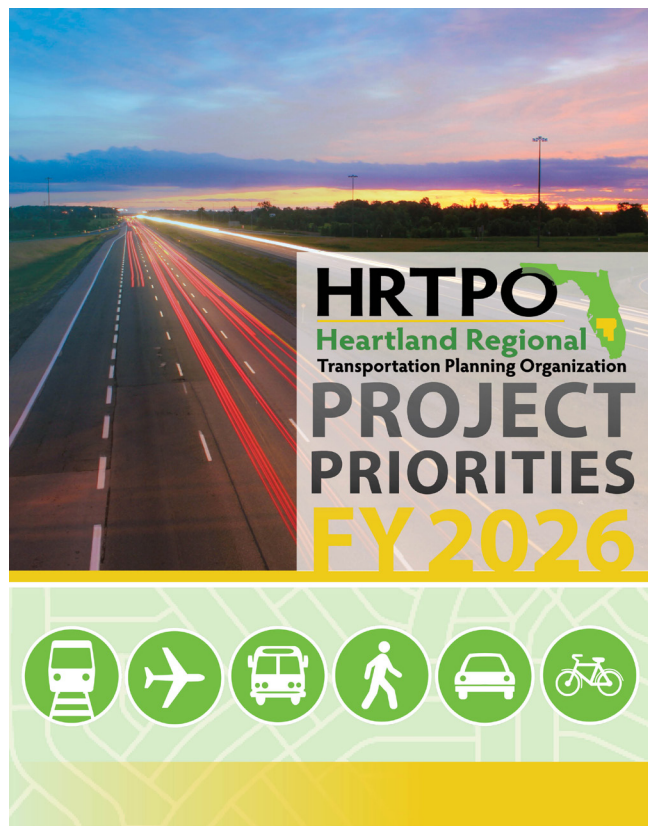
Transit Asset Management Measures

All transit agencies within the Heartland region are part of the Group TAM Plan for Fiscal Years 2018/2019-2021/2022 developed by FDOT for Tier II providers in Florida and coordinates with FDOT on reporting of group targets to NTD. On November 28, 2018, the HRTPO agreed to support the transit asset targets identified in the FDOT Group Transit Asset Management Plan, thus agreeing to plan and program projects in the LRTP that will, once implemented, make progress toward achieving the transit targets.

Note: The Federal Transit Administration (FTA) established transit safety performance management requirements in the Public Transportation Agency Safety Plan (PTASP) final rule, which was published on July 19, 2018. There are not any transit systems in the HRTPO planning area that are required to adopt a PTASP.

Asset Category	Asset Class	FY 2020 Asset Conditions	FY 2021 Performance Targets
Revenue Vehicles - Age - % of revenue vehicles that have met or exceeded their Useful Life Benchmark (ULB)	Automobile	28.60%	≤28%
	Bus	17.00%	≤16%
	Cutaway Bus	14.10%	≤14%
	Mini-Bus	100.00%	≤75%
	Mini-Van	26.60%	≤26%
	SUV	18.20%	≤18%
	Van	47.90%	≤47%
Equipment - Age - % of non-revenue vehicles that have met or exceeded their ULB	Non Revenue/Service Automobile	66.7%	≤66%
	Trucks and other Rubber Tire Vehicles	7.1%	≤7%
Facilities % of facilities with a condition rating below 3.0 on the FTA Transit Economic Requirements Model (TERM) Scale	Administration/ Maintenance Facilities	0%	≤0%

FY 2025/2026 Transportation Project Priorities



Project Selection

Each year the HRTPO is responsible for developing a list of Priority Transportation Projects and submitting the list to the Florida Department of Transportation (FDOT) for consideration during development of the Five-Year Work Program for DeSoto, Glades, Hardee, Hendry, Highlands, and Okeechobee Counties. Member governments of the HRTPO are requested to submit Transportation Project Applications and Priorities for Fiscal Year 2025/2026 to the HRTPO for transmittal to the Florida Department of Transportation (FDOT) for consideration of programming and funding by FDOT. The project applications are then scored based on criteria—found in Appendix A, developed by the Technical Advisory Committee and Citizens Advisory Committee, and adopted by the HRTPO Board—and ranked in order of priority. This process is conducted in accordance with federal requirements in the TPO planning process, and support FDOT’s Safety Target of zero deaths.

Consistent with federal requirements in 23 CFR 450.322(c) and Title 23, Section 134 USC, and other applicable federal and state requirements, the projects selected for the HRTPO TIP were based on a “snapshot” of the FDOT District Five-Year Work Program for Fiscal Years 2021/22 – 2025/26 dated April 6, 2021. The TIP was developed in cooperation with the state, local governments, and other transportation partners in the region including the Florida Department of Transportation, the counties of DeSoto, Glades, Hardee, Hendry, Highlands and Okeechobee including municipalities.

Project Priority Statement

A list of priority projects is presented to the TPO Board for adoption and submitted to FDOT for use in developing the new fifth year of the Five-Year Work Program. All priority projects are consistent with the TPO’s adopted Long Range Transportation Plan. Adopted June 17, 2020 by the HRTPO Board, the Project Priorities for Fiscal Years 2021/22 to 2025/26 were submitted to FDOT for consideration in the FDOT Tentative Work Program. As a policy of the HRTPO, total project cost will be used as additional criteria to prioritize projects that have the same ranking. Lower cost projects will be given higher priority and higher cost projects will be given lower priority.

Capacity Projects

Rank	Jurisdiction	Facility	From	To	Description	Project Status			
						PD&E	Design	ROW	CST
1	Highlands	US 98	US 27	E of Airport Rd	2 to 4 Lanes	Completed	Funded in 2019	Funded in 2023-2026	
2	DeSoto	Kings Highway	DeSoto C/L	Peace River St	2 to 4 Lanes	Completed	Funded in 2024		
3	DeSoto	SR 31 Extension	SR 70	US 17	New Road	Fully Funded	Deferred to outside 5 year window		
4	Okeechobee	710 Extension	US 98	US 441	New Road	Funded in 2026			

Transportation Alternatives (TA) Projects

Rank	Jurisdiction	Facility	Description	Project Status	FDOT Project Number
1	Hendry	11th Street	Sidewalk	Design in 2026	448418-1
2	Highlands	Catfish Creek Road	Multi-Use Path	Design in 2026	448421-1
3	Hendry	CR 835	Sidewalk	Design in 2026	448425-1
4	Hendry	Forrey Drive	Multi-Use Path	Design in 2026	448419-1
5a	Highlands	Desoto Rd.	Multi-Use Path	Design in 2026	448423-1
5b	Highlands	Cemetery Rd.	Multi-Use Path	Design in 2026	448422-1
6	Highlands	School St.	Multi-Use Path	Design in 2026	448424-1
7	Hendry	Harlem Academy Boulevard	Sidewalk	Design in 2026	448420-1
8	Okeechobee	SW 28th Street	Sidewalk		

Ongoing Priorities

Projects shown below were previously submitted as priorities of the HRTPO.

Jurisdiction	Facility	Description	PD&E Funded	Design Funded	Construction Funded	FDOT Project Number
Clewiston	Royal Palm Ave and Ponce De Leon Ave	Sidewalk		Complete	2023	438068-1
DeSoto	Roberts Ave	Sidewalk		Complete	2023	437099-1
DeSoto	CR 760A	Sidewalk		2021	2023	438103-1
DeSoto	SW Welles Ave	Sidewalk		2022	2024	438105-1
DeSoto	E Maple Dr	Sidewalk		Complete	2022	438259-1
DeSoto	CR 760A	Sidewalk		2023	2025	442022-1
DeSoto	CR 760 from US 17 to SW Aster Ave	Sidewalk		2024	2026	444206-1
DeSoto	West Ave	Sidewalk		2024	2026	444207-1
DeSoto	SW Kingsway Circle	Sidewalk		2024	2026	444324-1
DeSoto	SE Maple Drive	Sidewalk		2025		446308-1
DeSoto	SW Kingsway Circle	Sidewalk		2025		446395-1
Hardee	Heard Bridge Road Bridge	Bridge Replacement	2023			441921-1
Hardee	SR 64 and CR 663	Intersection Improvement	2023			441920-1
Wauchula	E Main 636 East – Phase 1			2024	2026	444949-1
Wauchula	E Main 636 East - Phase 2			2024	2026	444952-1
Hendry	Sonora Ave	Sidewalk		2023	2025	442020-1
Hendry	Collingswood Pkwy	Sidewalk		2023	2025	442021-1
Hendry	NW Raintree Blvd	Sidewalk		2023	2025	442024-1
Hendry	NE Raintree Boulevard	Sidewalk		2024	2026	444322-1
Hendry	Cowboy Way	Sidewalk		2025		446307-1

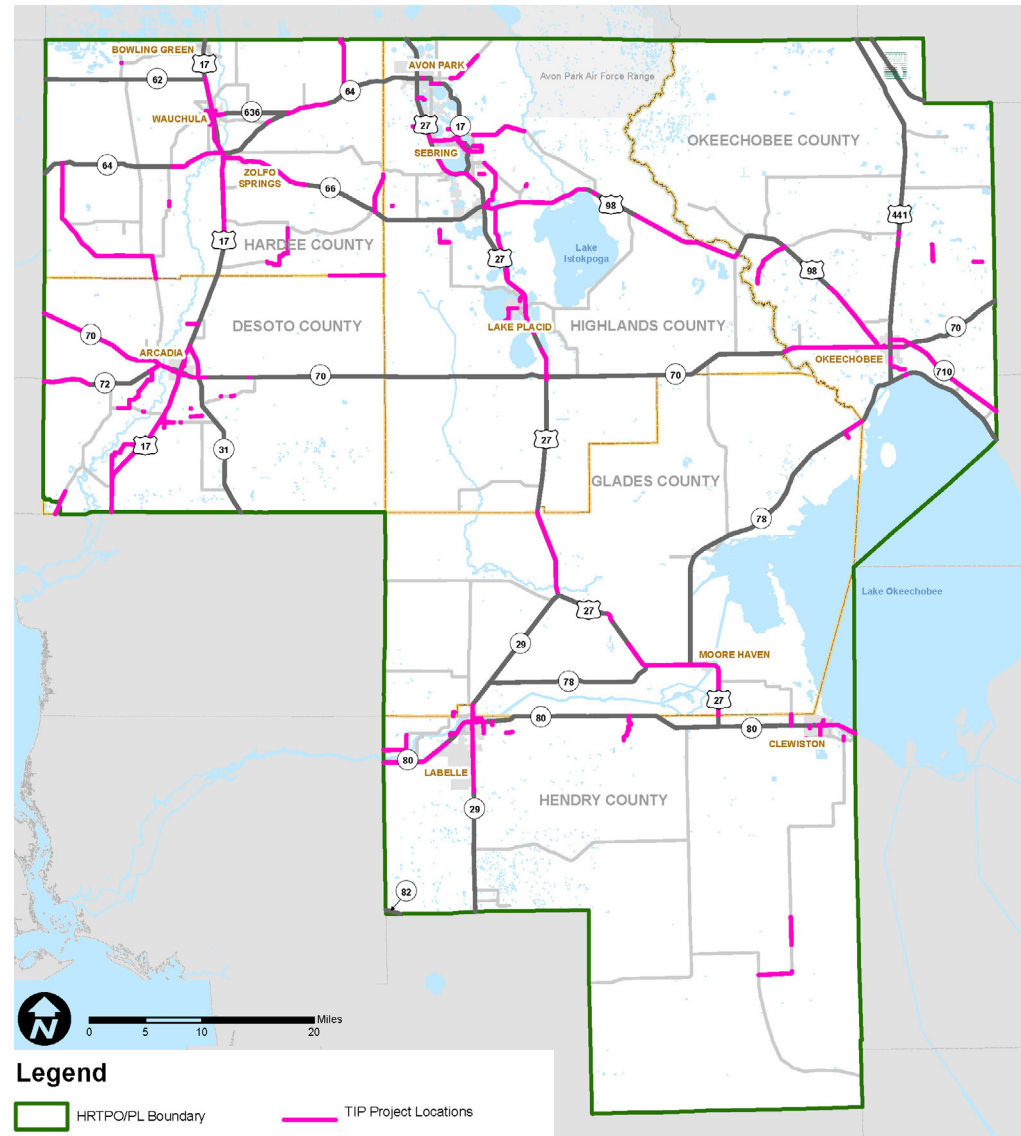
Jurisdiction	Facility	Description	PD&E Funded	Design Funded	Construction Funded	FDOT Project Number
Highlands	Memorial Drive	Sidewalk		Complete	2022	435067-1
Highlands	US 27	Lighting		Complete	2025	437732-1
Highlands	Cornell St from CR 17A to Memorial Dr	Multi-Use Path		Complete	2024	438054-1
Highlands	SR 17 From Evangeline Ave To Rialto Ave	Sidewalk		Complete	2024	438055-1
Highlands	Sun 'N Lake Blvd	Sidewalk		Complete	2023	441739-1
Highlands	Interlake Blvd	Multi Use Path		2023	2025	441923-1
Highlands	Turn Lanes at Sun N Lake Blvd at US 27	Add Turn Lanes		2023		442403-1
Highlands	E O Douglas Ave.	Multi-Use Path		2025		446306-1
Okeechobee	SE 18th Ter from	Sidewalk		Complete	2023	438057-1
Okeechobee	NW 9th Street at US 98	Intersection		2024	2026	444639-1
Okeechobee	US 441 at Potter Rd	NB Left Turn Lane		2024	2026	444886-1
Okeechobee	US 441 at CR 68	Left Turn Lane		2024	2026	444958-1

Acronyms & Definitions

ADA	AMERICANS WITH DISABILITIES ACT	GOP	GOALS, OBJECTIVES AND POLICIES	TDP	TRANSIT DEVELOPMENT PLAN
AIS	ARTERIAL INVESTMENT STUDY	ICAR	INTERGOVERNMENTAL COORDINATION AND REVIEW	TDSP	TRANSPORTATION DISADVANTAGED SERVICE PLAN
AVA	AVIATION	INC	INCENTIVE	TIP	TRANSPORTATION IMPROVEMENT PROGRAM
AZBA	AIRPORT ZONING BOARD OF ADJUSTMENT	INT	INTERMODAL	TPO	TRANSPORTATION PLANNING ORGANIZATION
BEBR	BUREAU OF ECONOMIC AND BUSINESS RESEARCH	JAZB	JOINT AIRPORT ZONING BOARD	TRIP	TRANSPORTATION REGIONAL INCENTIVE PROGRAM
BOCC	BOARD OF COUNTY COMMISSIONERS	LAR	LOCAL AGREEMENT FOR REIMBURSEMENT	TSM	TRANSPORTATION SYSTEM MANAGEMENT
CAP	CAPITAL	LCB	LOCAL COORDINATING BOARD	UPWP	UNIFIED PLANNING WORK PROGRAM
CCC	WEST CENTRAL FLORIDA CHAIRS COORDINATING COMMITTEE	LOS	LEVEL OF SERVICE		
CEI	CONSTRUCTION ENGINEERING INSPECTION	L RTP	LONG RANGE TRANSPORTATION PLAN		
CFR	CODE OF FEDERAL REGULATIONS	MIS	MAJOR INVESTMENT STUDY		
CFRPC	CENTRAL FLORIDA REGIONAL PLANNING COUNCIL	MNT	MAINTENANCE		
CIP	CAPITAL IMPROVEMENT PROGRAM	MOA	MEMORANDUM OF AGREEMENT		
CMS	CONGESTION MANAGEMENT SYSTEM	MPO	METROPOLITAN PLANNING ORGANIZATION		
CST	CONSTRUCTION	MPOAC	METROPOLITAN PLANNING ORGANIZATION ADVISORY COUNCIL		
CTC	COMMUNITY TRANSPORTATION COORDINATOR	MSC	MISCELLANEOUS		
CTD	COMMISSION FOR THE TRANSPORTATION DISADVANTAGED	NHS	NATIONAL HIGHWAY SYSTEM		
CUTR	CENTER FOR URBAN TRANSPORTATION RESEARCH	OPS	OPERATIONS		
CUTS	COORDINATED URBAN TRANSPORTATION STUDIES	PD&E	PROJECT DEVELOPMENT & ENVIRONMENTAL STUDY		
DRI	DEVELOPMENT OF REGIONAL IMPACT	PE	PRELIMINARY ENGINEERING		
DSB	DESIGN BUILD	PLN	PLANNING		
ENV	ENVIRONMENTAL	ROW	RIGHT-OF-WAY		
FAA	FEDERAL AVIATION ADMINISTRATION	RRU	RAILROAD & UTILITIES		
FDOT	FLORIDA DEPARTMENT OF TRANSPORTATION	SAP	SELECTED AREA PLAN		
FHWA	FEDERAL HIGHWAY ADMINISTRATION	SIS	STRATEGIC INTERMODAL SYSTEM		
FIHS	FLORIDA INTRASTATE HIGHWAY SYSTEM	SPR	STATE PLANNING & RESEARCH		
FSUTMS	FLORIDA STANDARD URBAN TRANSPORTATION MODEL STRUCTURE	STIP	STATE TRANSPORTATION IMPROVEMENT PROGRAM		
FTA	FEDERAL TRANSIT ADMINISTRATION	STP	SURFACE TRANSPORTATION PROGRAM		
FY	FISCAL YEAR	TAC	TECHNICAL ADVISORY COMMITTEE		
GIS	GEOGRAPHIC INFORMATION SYSTEM	TD	TRANSPORTATION DISADVANTAGED		

Summary of Florida Department of Transportation FY 21/22-25/26 Funding Codes

Fund	Description	Fund	Description	Fund	Description
ACNP	ADVANCE CONSTRUCTION NHPP	DPTO	STATE - PTO	SCRA	SMALL COUNTY RESURFACING
ACSA	ADVANCE CONSTRUCTION (SA)	DS	STATE PRIMARY HIGHWAYS & PTO	SCRC	SCOP FOR RURAL COMMUNITIES
ACSB	ADVANCE CONSTRUCTION (SABR)	DU	STATE PRIMARY/FEDERAL REIMB	SCWR	2015 SB2514A-SMALL CO OUTREACH
ACSL	ADVANCE CONSTRUCTION (SL)	DWS	WEIGH STATIONS - STATE 100%	SE	STP, ENHANCEMENT
ACSN	ADVANCE CONSTRUCTION (SN)	EB	EQUITY BONUS	SL	STP, AREAS <= 200K
ACTL	ADVANCE CONSTRUCTION TALL	EM11	GAA EARMARKS FY 2011	SN	STP, MANDATORY NON-URBAN <= 5K
ACTN	ADVANCE CONSTRUCTION TALN	FAA	FEDERAL AVIATION ADMIN	TALL	TRANSPORTATION ALTS- <200K
BNDS	BOND - STATE	FCO	PRIMARY/FIXED CAPITAL OUTLAY	TALN	TRANSPORTATION ALTS- < 5K
BNIR	INTRASTATE R/W & BRIDGE BONDS	GMR	GROWTH MANAGEMENT FOR SIS	TALT	TRANSPORTATION ALTS- ANY AREA
BRRP	STATE BRIDGE REPAIR & REHAB	GRSC	GROWTH MANAGEMENT FOR SCOP	TCSP	TRANS, COMMUNITY & SYSTEM PRES
CIGP	COUNTY INCENTIVE GRANT PROGRAM	HPP	HIGH PRIORITY PROJECTS		
CM	CONGESTION MITIGATION - AQ	HSP	SAFETY (HIWAY SAFETY PROGRAM)		
D	UNRESTRICTED STATE PRIMARY	LF	LOCAL FUNDS		
DC	STATE PRIMARY PE CONSULTANTS	LFD	"LF" FOR STTF UTILITY WORK		
DDR	DISTRICT DEDICATED REVENUE	LFP	LOCAL FUNDS FOR PARTICIPATING		
DI	ST. - S/W INTER/INTRASTATE HWY	LFR	LOCAL FUNDS/REIMBURSABLE		
DIH	STATE IN-HOUSE PRODUCT SUPPORT	NH	PRINCIPAL ARTERIALS		
DIS	STRATEGIC INTERMODAL SYSTEM	NHPP	IM, BRDG REPL, NATNL HWY-MAP21		
DPTO	STATE - PTO	NHRE	NAT HWY PERFORM - RESURFACING		
DS	STATE PRIMARY HIGHWAYS & PTO	PKBD	TURNPIKE MASTER BOND FUND		
DU	STATE PRIMARY/FEDERAL REIMB	PKYI	TURNPIKE IMPROVEMENT		
DWS	WEIGH STATIONS - STATE 100%	PKYR	TURNPIKE RENEWAL & REPLACEMENT		
EB	EQUITY BONUS	PL	METRO PLAN (85% FA; 15% OTHER)		
EM11	GAA EARMARKS FY 2011	RHH	RAIL HIGHWAY X-INGS - HAZARD		
DIH	STATE IN-HOUSE PRODUCT SUPPORT	SA	STP, ANY AREA		
DIRS	ADVANCED ACQUISITION -INTRA. CORR.	SCED	2012 SB1998-SMALL CO OUTREACH		
DIS	STRATEGIC INTERMODAL SYSTEM	SCOP	SMALL COUNTY OUTREACH PROGRAM		



Project Locations Map Fiscal Years 2021/22 - 2025/26

Project Listings for Five Years

Effective Date: 04|05|2021 Florida Department of Transportation Run: 04|06|2021 10.43.39

Five-Year TIP HEARTLAND REGIONAL TPO

All Programs All Years	<2022	2022	2023	2024	2025	2026	>2026	All Years
District 01 Totals:	275,337,071	106,492,524	115,249,815	92,931,313	67,909,482	38,600,789	129,092,863	825,613,857

HIGHWAYS

DeSoto County

Fund	<2022	2022	2023	2024	2025	2026	>2026	All Years
Item Number: 412667 1 Project Description: DESOTO COUNTY TRAFFIC SIGNALS REIMBURSEMENT*SIS*								
District: 01 County: DESOTO Type of Work: TRAFFIC SIGNALS Project Length: .162 HRTPO 2045 LRTP Page B.2								
OPERATIONS RESPONSIBLE AGENCY DESOTO COUNTY BOCC								
DDR -DISTRICT DEDICATED REVENUE	88,583	32,991	39,289	40,467	41,681	0	0	243,011
Item 412667 1 Totals:	88,583	32,991	39,289	40,467	41,681	0	0	243,011
Project Total:	88,583	32,991	39,289	40,467	41,681	0	0	243,011

Fund	<2022	2022	2023	2024	2025	2026	>2026	All Years
Item Number: 413628 1 Project Description: ARCADIA TRAFFIC SIGNALS REIMBURSEMENT*SIS*								
District: 01 County: DESOTO Type of Work: TRAFFIC SIGNALS Project Length: .855 HRTPO 2045 LRTP Page B.2								
OPERATIONS RESPONSIBLE AGENCY CITY OF ARCADIA								
DDR -DISTRICT DEDICATED REVENUE	523,486	93,554	101,668	104,718	107,860	113,253	0	1,044,539
Item 413628 1 Totals:	523,486	93,554	101,668	104,718	107,860	113,253	0	1,044,539
Project Total:	523,486	93,554	101,668	104,718	107,860	113,253	0	1,044,539

Fund	<2022	2022	2023	2024	2025	2026	>2026	All Years
Item Number: 437099 1 Project Description: ROBERTS AVENUE EAST GIBSON STREET NURSING HOME DRIVE*SIS*								
District: 01 County: DESOTO Type of Work: SIDEWALK Project Length: .620 HRTPO 2045 LRTP Page B.2								
PRELIMINARY ENGINEERING MANAGED BY DESOTO COUNTY BOCC								
TALL -TRANSPORTATION ALTS- <200K	166,000	0	0	0	0	0	0	166,000
CONSTRUCTION MANAGED BY DESOTO COUNTY BOCC								
SN -STP, MANDATORY NON-URBAN <= 5K	0	0	709,612	0	0	0	0	709,612
TALT -TRANSPORTATION ALTS- ANY AREA	0	0	13,175	0	0	0	0	13,175
Item 437099 1 Totals:	166,000	0	722,787	0	0	0	0	888,787
Project Total:	166,000	0	722,787	0	0	0	0	888,787

Fund	<2022	2022	2023	2024	2025	2026	>2026	All Years
Item Number: 438103 1 Project Description: CR 760A SIDEWALK FROM SW WELLES AVENUE TO CARLTON AVENUE*NON-SIS*								
District: 01 County: DESOTO Type of Work: SIDEWALK Project Length: .370 HRTPO 2045 LRTP Page B.2								
PRELIMINARY ENGINEERING MANAGED BY DESOTO COUNTY BOCC								
SN -STP, MANDATORY NON-URBAN <= 5K	0	91,000	0	0	0	0	0	91,000
CONSTRUCTION MANAGED BY DESOTO COUNTY BOCC								
TALL -TRANSPORTATION ALTS- <200K	0	0	0	12,121	0	0	0	12,121
TALN -TRANSPORTATION ALTS- < 5K	0	0	0	31,693	0	0	0	31,693
TALT -TRANSPORTATION ALTS- ANY AREA	0	0	0	140,193	0	0	0	140,193
Item 438103 1 Totals:	0	91,000	0	184,007	0	0	0	275,007
Project Total:	0	91,000	0	184,007	0	0	0	275,007

Fund	<2022	2022	2023	2024	2025	2026	>2026	All Years
Item Number: 438105 1 Project Description: SW WELLES AVENUE SIDEWALKS FROM CR 760A TO US HIGHWAY 17 SR 35*NON-SIS*								
District: 01 County: DESOTO Type of Work: SIDEWALK Project Length: .820 HRTPO 2045 LRTP Page B.2								
PRELIMINARY ENGINEERING MANAGED BY DESOTO COUNTY BOCC								
TALL -TRANSPORTATION ALTS- <200K	0	101,000	0	0	0	0	0	101,000
CONSTRUCTION MANAGED BY DESOTO COUNTY BOCC								
TALT -TRANSPORTATION ALTS- ANY AREA	0	0	0	300,919	0	0	0	300,919
Item 438105 1 Totals:	0	101,000	0	300,919	0	0	0	401,919
Project Total:	0	101,000	0	300,919	0	0	0	401,919

Fund	<2022	2022	2023	2024	2025	2026	>2026	All Years
Item Number: 438259 1 Project Description: EAST MAPLE STREET SIDEWALK FROM NORTH MILLS AVE TO NORTH LA SOLONA AVE*NON-SIS*								
District: 01 County: DESOTO Type of Work: SIDEWALK Project Length: .001 HRTPO 2045 LRTP Page B.2								
PRELIMINARY ENGINEERING MANAGED BY DESOTO COUNTY BOCC								
TALL -TRANSPORTATION ALTS- <200K	81,000	0	0	0	0	0	0	81,000
CONSTRUCTION MANAGED BY DESOTO COUNTY BOCC								
TALL -TRANSPORTATION ALTS- <200K	0	25,000	0	0	0	0	0	25,000
TALT -TRANSPORTATION ALTS- ANY AREA	0	116,820	0	0	0	0	0	116,820
Item 438259 1 Totals:	81,000	141,820	0	0	0	0	0	222,820
Project Total:	81,000	141,820	0	0	0	0	0	222,820

Fund	<2022	2022	2023	2024	2025	2026	>2026	All Years
Item Number: 438576 1 Project Description: SW HULL AVE FROM SW SENATE ST TO US 17*NON-SIS*								
District: 01 County: DESOTO Type of Work: RESURFACING Project Length: 5.500 HRTPO 2045 LRTP Page B.2								
CONSTRUCTION MANAGED BY DESOTO COUNTY BOCC								
GRSC -GROWTH MANAGEMENT FOR SCOP	0	224,386	0	0	0	0	0	224,386
SCED -2012 SB1998-SMALL CO OUTREACH	0	1,210,565	0	0	0	0	0	1,210,565
SCOP -SMALL CO OUTREACH PROGRAM	0	466,687	0	0	0	0	0	466,687
SCWR -2015 SB2514A-SMALL CO OUTREACH	0	869,440	0	0	0	0	0	869,440
Item 438576 1 Totals:	0	2,771,078	0	0	0	0	0	2,771,078
Project Total:	0	2,771,078	0	0	0	0	0	2,771,078

Fund	<2022	2022	2023	2024	2025	2026	>2026	All Years
Item Number: 440231 1 Project Description: SR 70 OVER JOSHUA CREEK BRIDGE # 040027*SIS*								
District: 01 County: DESOTO Type of Work: BRIDGE-REPAIR REHABILITATION Project Length: .023 HRTPO 2045 LRTP Page B.2								
PRELIMINARY ENGINEERING MANAGED BY FDOT								
BRRP -STATE BRIDGE REPAIR & REHAB	0	45,000	0	0	0	0	0	45,000
DIH -STATE IN-HOUSE PRODUCT SUPPORT	0	5,000	0	0	0	0	0	5,000
CONSTRUCTION MANAGED BY FDOT								
BRRP -STATE BRIDGE REPAIR & REHAB	0	0	528,915	0	0	0	0	528,915
DIH -STATE IN-HOUSE PRODUCT SUPPORT	0	0	15,810	0	0	0	0	15,810
BRRP -STATE BRIDGE REPAIR & REHAB	0	20,000	0	0	0	0	0	20,000
Item 440231 1 Totals:	0	70,000	544,725	0	0	0	0	614,725
Project Total:	0	70,000	544,725	0	0	0	0	614,725

Fund	<2022	2022	2023	2024	2025	2026	>2026	All Years
Item Number: 440342 1 Project Description: CR 769 (KINGS HWY) FROM CHARLOTTE COUNTY LINE TO PEACE RIVER STREET*NON-SIS*								
District: 01 County: DESOTO Type of Work: PRELIM ENG FOR FUTURE CAPACITY Project Length: 2.237 HRTPO 2045 LRTP Page 10.3								
PRELIMINARY ENGINEERING MANAGED BY FDOT								
SN -STP, MANDATORY NON-URBAN <= 5K	0	0	0	3,204,999	0	0	0	3,204,999
Item 440342 1 Totals:	0	0	0	3,204,999	0	0	0	3,204,999
Project Total:	0	0	0	3,204,999	0	0	0	3,204,999

Fund	<2022	2022	2023	2024	2025	2026	>2026	All Years
Item Number: 440671 1 Project Description: SR 35 (US 17) AT NE LIVINGSTON ST & NE MCKAY ST*SIS*								
District: 01 County: DESOTO Type of Work: INTERSECTION IMPROVEMENT Project Length: 1.316 HRTPO 2045 LRTP Page B.2								
PRELIMINARY ENGINEERING MANAGED BY FDOT								
ACSS -ADVANCE CONSTRUCTION (SS,HSP)	150,684	0	0	0	0	0	0	150,684
DS -STATE PRIMARY HIGHWAYS & PTO	6,907	0	0	0	0	0	0	6,907
HSP -SAFETY (HIWAY SAFETY PROGRAM)	227,022	0	0	0	0	0	0	227,022
SA -STP, ANY AREA	34,393	0	0	0	0	0	0	34,393
CONSTRUCTION MANAGED BY FDOT								
ACSS -ADVANCE CONSTRUCTION (SS,HSP)	0	565,095	0	0	0	0	0	565,095
DDR -DISTRICT DEDICATED REVENUE	0	94,437	0	0	0	0	0	94,437
DS -STATE PRIMARY HIGHWAYS & PTO	88	549,629	0	0	0	0	0	549,717
SL -STP, AREAS <= 200K	0	9,619	0	0	0	0	0	9,619
ENVIRONMENTAL MANAGED BY FDOT								
ACSL -ADVANCE CONSTRUCTION (SL)	0	24,157	0	0	0	0	0	24,157
SL -STP, AREAS <= 200K	0	25,843	0	0	0	0	0	25,843
TALL -TRANSPORTATION ALTS- <200K	20,000	0	0	0	0	0	0	20,000
Item 440671 1 Totals:	439,094	1,268,780	0	0	0	0	0	1,707,874
Project Total:	439,094	1,268,780	0	0	0	0	0	1,707,874

Fund	<2022	2022	2023	2024	2025	2026	>2026	All Years
Item Number: 441562 1 Project Description: SR 70 FROM PEACE RIVER TO SE BAKER STREET*SIS*								
District: 01 County: DESOTO Type of Work: FLEXIBLE PAVEMENT RECONSTRUCT. Project Length: 3.370 HRTPO 2045 LRTP Page B.2								
PRELIMINARY ENGINEERING MANAGED BY FDOT								
DDR -DISTRICT DEDICATED REVENUE	313,382	0	0	0	0	0	0	313,382
DIH -STATE IN-HOUSE PRODUCT SUPPORT	134,696	0	0	0	0	0	0	134,696
DS -STATE PRIMARY HIGHWAYS & PTO	330,075	0	0	0	0	0	0	330,075
RAILROAD & UTILITIES MANAGED BY FDOT								
ACSA -ADVANCE CONSTRUCTION (SA)	0	3,336,278	0	0	0	0	0	3,336,278
DDR -DISTRICT DEDICATED REVENUE	0	413,588	0	0	0	0	0	413,588
SL -STP, AREAS <= 200K	0	818,442	0	0	0	0	0	818,442
CONSTRUCTION MANAGED BY FDOT								
DDR -DISTRICT DEDICATED REVENUE	0	9,589,090	0	0	0	0	0	9,589,090
DIH -STATE IN-HOUSE PRODUCT SUPPORT	0	1,026	0	0	0	0	0	1,026
DS -STATE PRIMARY HIGHWAYS & PTO	5,274	1,967,076	0	0	0	0	0	1,972,350
NHRE -NAT HWY PERFORM - RESURFACING	0	7,959,409	0	0	0	0	0	7,959,409
SA -STP, ANY AREA	0	1,497,367	0	0	0	0	0	1,497,367
SL -STP, AREAS <= 200K	0	3,257,556	0	0	0	0	0	3,257,556
ENVIRONMENTAL MANAGED BY FDOT								
TALL -TRANSPORTATION ALTS- <200K	60,000	15,000	0	0	0	0	0	75,000
TALT -TRANSPORTATION ALTS- ANY AREA	0	85,000	0	0	0	0	0	85,000
Item 441562 1 Totals:	843,427	28,939,832	0	0	0	0	0	29,783,259
Project Total:	843,427	28,939,832	0	0	0	0	0	29,783,259

Fund	<2022	2022	2023	2024	2025	2026	>2026	All Years
Item Number: 442022 1 Project Description: CR 760A FROM SR 35 (US 17) TO SW SHORES AVE*NON-SIS*								
District: 01 County: DESOTO Type of Work: SIDEWALK Project Length: .326 HRTPO 2045 LRTP Page B.2								
PRELIMINARY ENGINEERING MANAGED BY DESOTO COUNTY BOCC								
TALL -TRANSPORTATION ALTS- <200K	0	0	65,737	0	0	0	0	65,737
TALT -TRANSPORTATION ALTS- ANY AREA	0	0	29,249	0	0	0	0	29,249
CONSTRUCTION MANAGED BY DESOTO COUNTY BOCC								
TALT -TRANSPORTATION ALTS- ANY AREA	0	0	0	0	162,119	0	0	162,119
Item 442022 1 Totals:	0	0	94,986	0	162,119	0	0	257,105
Project Total:	0	0	94,986	0	162,119	0	0	257,105

Fund	<2022	2022	2023	2024	2025	2026	>2026	All Years
Item Number: 443123 1 Project Description: SR 72 FROM CR 661 TO SR 70*NON-SIS*								
District: 01 County: DESOTO Type of Work: FLEXIBLE PAVEMENT RECONSTRUCT. Project Length: B.235 HRTPO 2045 LRTP Page B.2								
PRELIMINARY ENGINEERING MANAGED BY FDOT								
DIH -STATE IN-HOUSE PRODUCT SUPPORT	32,384	0	0	0	0	0	0	32,384
DS -STATE PRIMARY HIGHWAYS & PTO	1,056	0	0	0	0	0	0	1,056
SN -STP, MANDATORY NON-URBAN <= 5K	562,606	0	0	0	0	0	0	562,606
CONSTRUCTION MANAGED BY FDOT								
DDR -DISTRICT DEDICATED REVENUE	0	0	344,357	0	0	0	0	344,357
DS -STATE PRIMARY HIGHWAYS & PTO	14,903	0	1,514,013	0	0	0	0	1,528,916
SA -STP, ANY AREA	0	0	3,377,120	0	0	0	0	3,377,120
SN -STP, MANDATORY NON-URBAN <= 5K	0	0	262,343	0	0	0	0	262,343
Item 443123 1 Totals:	610,949	0	5,497,833	0	0	0	0	6,108,782
Project Total:	610,949	0	5,497,833	0	0	0	0	6,108,782

Fund	<2022	2022	2023	2024	2025	2026	>2026	All Years
Item Number: 443436 2 Project Description: BRIDGE SCOUR COUNTERMEASURES AIRPORT RD BRIDGE 044012 OVER JOSHUA CRK*NON-SIS*								
District: 01 County: DESOTO Type of Work: EMERGENCY OPERATIONS Project Length: .030 HRTPO 2045 LRTP Page B.2								
CONSTRUCTION RESPONSIBLE AGENCY DESOTO COUNT BOCC								
GRSC -GROWTH MANAGEMENT FOR SCOP	0	269,563	0	0	0	0	0	269,563
SCOP -SMALL CO OUTREACH PROGRAM	0	210,437	0	0	0	0	0	210,437
Item 443436 2 Totals:	0	480,000	0	0	0	0	0	480,000
Project Total:	0	480,000	0	0	0	0	0	480,000

Fund	<2022	2022	2023	2024	2025	2026	>2026	All Years
Item Number: 443437 2 Project Description: CR 760A BRIDGE SCOUR COUNTERMEASURES BRIDGE 044010 OVER HAWTHORNE CRK*NON-SIS*								
District: 01 County: DESOTO Type of Work: EMERGENCY OPERATIONS Project Length: .025 HRTPO 2045 LRTP Page B.2								
CONSTRUCTION RESPONSIBLE AGENCY DESOTO COUNTY BOCC								
SCOP -SMALL CO OUTREACH PROGRAM	0	180,000	0	0	0	0	0	180,000
Item 443437 2 Totals:	0	180,000	0	0	0	0	0	180,000
Project Total:	0	180,000	0	0	0	0	0	180,000

Fund	<2022	2022	2023	2024	2025	2026	>2026	All Years
Item Number: 444206 1 Project Description: CR 760 FROM US 17 TO SW ASTER AVE*NON-SIS*								
District: 01 County: DESOTO Type of Work: SIDEWALK Project Length: .270 HRTPO 2045 LRTP Page B.2								
PRELIMINARY ENGINEERING MANAGED BY DESOTO COUNTY BOCC								
TALN -TRANSPORTATION ALTS- < 5K	0	0	0	77,410	0	0	0	77,410
CONSTRUCTION MANAGED BY DESOTO COUNTY BOCC								
TALN -TRANSPORTATION ALTS- < 5K	0	0	0	0	0	179,738	0	179,738
TALT -TRANSPORTATION ALTS- ANY AREA	0	0	0	0	0	6,287	0	6,287
Item 444206 1 Totals:	0	0	0	77,410	0	186,025	0	263,435
Project Total:	0	0	0	77,410	0	186,025	0	263,435

Fund	<2022	2022	2023	2024	2025	2026	>2026	All Years
Item Number: 444207 1 Project Description: SE WEST AVENUE FROM SE MAPLE DRIVE TO SE ESMERALDA DRIVE*NON-SIS*								
District: 01 County: DESOTO Type of Work: SIDEWALK Project Length: .251 HRTPO 2045 LRTP Page B.2								
PRELIMINARY ENGINEERING MANAGED BY DESOTO COUNTY BOCC								
TALN -TRANSPORTATION ALTS- < 5K	0	0	0	86,525	0	0	0	86,525
CONSTRUCTION MANAGED BY DESOTO COUNTY BOCC								
TALN -TRANSPORTATION ALTS- < 5K	0	0	0	0	0	63,325	0	63,325
TALT -TRANSPORTATION ALTS- ANY AREA	0	0	0	0	0	151,489	0	151,489
Item 444207 1 Totals:	0	0	0	86,525	0	214,814	0	301,339
Project Total:	0	0	0	86,525	0	214,814	0	301,339

Fund	<2022	2022	2023	2024	2025	2026	>2026	All Years
Item Number: 444324 1 Project Description: SW KINGSWAY CIRCLE FROM SW EGRET CIRCLE TO SW EGRET CIRCLE*NON-SIS*								
District: 01 County: DESOTO Type of Work: SIDEWALK Project Length: .340 HRTPO 2045 LRTP Page B.2								
PRELIMINARY ENGINEERING MANAGED BY DESOTO COUNTY BOCC								
TALT -TRANSPORTATION ALTS- ANY AREA	0	0	0	148,511	0	0	0	148,511
CONSTRUCTION MANAGED BY DESOTO COUNTY BOCC								
TALN -TRANSPORTATION ALTS- < 5K	0	0	0	0	0	49,628	0	49,628
TALT -TRANSPORTATION ALTS- ANY AREA	0	0	0	0	0	457,173	0	457,173
Item 444324 1 Totals:	0	0	0	148,511	0	506,801	0	655,312
Project Total:	0	0	0	148,511	0	506,801	0	655,312

Fund	<2022	2022	2023	2024	2025	2026	>2026	All Years
Item Number: 445074 1 Project Description: SE REYNOLDS RD FROM SE AIRPORT RD TO CR 763*NON-SIS*								
District: 01 County: DESOTO Type of Work: RESURFACING Project Length: 1.000 HRTPO 2045 LRTP Page B.2								
CONSTRUCTION MANAGED BY DESOTO COUNTY BOCC								
GRSC -GROWTH MANAGEMENT FOR SCOP	0	0	320,366	0	0	0	0	320,366
SCWR -2015 SB2514A-SMALL CO OUTREACH	0	0	713,495	0	0	0	0	713,495
Item 445074 1 Totals:	0	0	1,033,861	0	0	0	0	1,033,861
Project Total:	0	0	1,033,861	0	0	0	0	1,033,861

Fund	<2022	2022	2023	2024	2025	2026	>2026	All Years
Item Number: 445458 1 Project Description: CR 760 MUDDY CREEK REPLACEMENT STRUCTURE #040029*NON-SIS*								
District: 01 County: DESOTO Type of Work: BRIDGE REPLACEMENT Project Length: .080 HRTPO 2045 LRTP Page B.2								
PRELIMINARY ENGINEERING MANAGED BY FDOT								
ACBR -ADVANCE CONSTRUCTION (BRT)	0	0	10,000	0	0	0	0	10,000
CONSTRUCTION MANAGED BY FDOT								
ACBR -ADVANCE CONSTRUCTION (BRT)	0	0	0	0	3,874,512	0	0	3,874,512
Item 445458 1 Totals:	0	0	10,000	0	3,874,512	0	0	3,884,512
Project Total:	0	0	10,000	0	3,874,512	0	0	3,884,512

Fund	<2022	2022	2023	2024	2025	2026	>2026	All Years
Item Number: 445473 1 Project Description: SR 70 FROM COUNTY LINE TO PEACE RIVER*SIS*								
District: 01 County: DESOTO Type of Work: RESURFACING Project Length: 12.105 HRTPO 2045 LRTP Page B.2								
PRELIMINARY ENGINEERING MANAGED BY FDOT								
DIH -STATE IN-HOUSE PRODUCT SUPPORT	10,000	0	0	0	0	0	0	10,000
DS -STATE PRIMARY HIGHWAYS & PTO	165,645	0	0	0	0	0	0	165,645
CONSTRUCTION MANAGED BY FDOT								
DDR -DISTRICT DEDICATED REVENUE	0	0	799,981	0	0	0	0	799,981
DIH -STATE IN-HOUSE PRODUCT SUPPORT	0	0	1,054	0	0	0	0	1,054
DS -STATE PRIMARY HIGHWAYS & PTO	0	0	3,730,953	0	0	0	0	3,730,953
SA -STP, ANY AREA	0	0	4,621,699	0	0	0	0	4,621,699
SN -STP, MANDATORY NON-URBAN <= 5K	0	0	212,878	0	0	0	0	212,878
Item 445473 1 Totals:	175,645	0	9,366,565	0	0	0	0	9,542,210
Project Total:	175,645	0	9,366,565	0	0	0	0	9,542,210

Fund	<2022	2022	2023	2024	2025	2026	>2026	All Years
Item Number: 446202 1 Project Description: SR 70 FROM TURNER AVE TO E OF FORD DEALERSHIP*SIS*								
District: 01 County: DESOTO Type of Work: RESURFACING Project Length: 1.200 HRTPO 2045 LRTP Page B.2								
PRELIMINARY ENGINEERING MANAGED BY FDOT								
DIH -STATE IN-HOUSE PRODUCT SUPPORT	5,000	0	0	0	0	0	0	5,000
CONSTRUCTION MANAGED BY FDOT								
DDR -DISTRICT DEDICATED REVENUE	0	0	0	3,078,400	0	0	0	3,078,400
DIH -STATE IN-HOUSE PRODUCT SUPPORT	0	0	0	5,415	0	0	0	5,415
Item 446202 1 Totals:	5,000	0	0	3,083,815	0	0	0	3,088,815
Project Total:	5,000	0	0	3,083,815	0	0	0	3,088,815

Fund	<2022	2022	2023	2024	2025	2026	>2026	All Years
Item Number: 446203 1 Project Description: SR 72 FROM SARASOTA CO LINE TO SW RODGERS AVE*NON-SIS*								
District: 01 County: DESOTO Type of Work: PAVEMENT ONLY RESURFACE (FLEX) Project Length: 4.119 HRTPO 2045 LRTP Page B.2								
PRELIMINARY ENGINEERING MANAGED BY FDOT								
DIH -STATE IN-HOUSE PRODUCT SUPPORT	10,000	0	0	0	0	0	0	10,000
DS -STATE PRIMARY HIGHWAYS & PTO	30,190	0	0	0	0	0	0	30,190
CONSTRUCTION MANAGED BY FDOT								
DDR -DISTRICT DEDICATED REVENUE	0	0	3,378,341	0	0	0	0	3,378,341
DIH -STATE IN-HOUSE PRODUCT SUPPORT	0	0	5,270	0	0	0	0	5,270
Item 446203 1 Totals:	40,190	0	3,383,611	0	0	0	0	3,423,801
Project Total:	40,190	0	3,383,611	0	0	0	0	3,423,801

Fund	<2022	2022	2023	2024	2025	2026	>2026	All Years
Item Number: 446308 1 Project Description: SE MAPLE DR FROM N HILLSBOROUGH TO SE WEST AVE*NON-SIS*								
District: 01 County: DESOTO Type of Work: SIDEWALK Project Length: .304 HRTPO 2045 LRTP Page B.2								
PRELIMINARY ENGINEERING MANAGED BY DESOTO COUNTY BOCC								
TALL -TRANSPORTATION ALTS- <200K	0	0	0	0	123,820	0	0	123,820
TALT -TRANSPORTATION ALTS- ANY AREA	0	0	0	0	1,000	0	0	1,000
Item 446308 1 Totals:	0	0	0	0	124,820	0	0	124,820
Project Total:	0	0	0	0	124,820	0	0	124,820

Fund	<2022	2022	2023	2024	2025	2026	>2026	All Years
Item Number: 446390 1 Project Description: SW WELLES AVE FROM CR760A TO US17*NON-SIS*								
District: 01 County: DESOTO Type of Work: RESURFACING Project Length: B.228 HRTPO 2045 LRTP Page B.2								
CONSTRUCTION MANAGED BY DESOTO COUNTY BOCC								
SCOP -SMALL CO OUTREACH PROGRAM	0	541,875	0	0	0	0	0	541,875
SCWR -2015 SB2514A-SMALL CO OUTREACH	0	125,849	0	0	0	0	0	125,849
Item 446390 1 Totals:	0	667,724	0	0	0	0	0	667,724
Project Total:	0	667,724	0	0	0	0	0	667,724

Fund	<2022	2022	2023	2024	2025	2026	>2026	All Years
Item Number: 446395 1 Project Description: SW KINGSWAY CIRCLE FROM EAST EGRET CIRCLE TO CR 769*NON-SIS*								
District: 01 County: DESOTO Type of Work: SIDEWALK Project Length: .437 HRTPO 2045 LRTP Page B.2								
PRELIMINARY ENGINEERING MANAGED BY DESOTO COUNTY BOCC								
TALL -TRANSPORTATION ALTS- <200K	0	0	0	0	72,528	0	0	72,528
Item 446395 1 Totals:	0	0	0	0	72,528	0	0	72,528
Project Total:	0	0	0	0	72,528	0	0	72,528

Fund	<2022	2022	2023	2024	2025	2026	>2026	All Years
Item Number: 447960 1 Project Description: E GIBSON REBUILD AND WIDENING N. BREVARD TO N. MILLS AVE*NON-SIS*								
District: 01 County: DESOTO Type of Work: RESURFACING Project Length: .205 HRTPO 2045 LRTP Page B.2								
CONSTRUCTION RESPONSIBLE AGENCY DESOTO COUNTY BOCC								
SCRC -SCOP FOR RURAL COMMUNITIES	0	987,507	0	0	0	0	0	987,507
Item 447960 1 Totals:	0	987,507	0	0	0	0	0	987,507
Project Total:	0	987,507	0	0	0	0	0	987,507

Fund	<2022	2022	2023	2024	2025	2026	>2026	All Years
Item Number: 448741 1 Project Description: SW LIVERPOOL RD FROM US 17 TO RAILROAD TRACKS*NON-SIS*								
District: 01 County: DESOTO Type of Work: ROAD RECONSTRUCTION - 2 LANE Project Length: .100 HRTPO 2045 LRTP Page B.2								
CONSTRUCTION RESPONSIBLE AGENCY DESOTO COUNT BOCC								
SCWR -2015 SB2514A-SMALL CO OUTREACH	0	0	0	0	815,043	0	0	815,043
Item 448741 1 Totals:	0	0	0	0	815,043	0	0	815,043
Project Total:	0	0	0	0	815,043	0	0	815,043

Fund	<2022	2022	2023	2024	2025	2026	>2026	All Years
Item Number: 448742 1 Project Description: CR 661 FROM SR 72 TO CR 760*NON-SIS*								
District: 01 County: DESOTO Type of Work: RESURFACING Project Length: 5.671 HRTPO 2045 LRTP Page B.2								
CONSTRUCTION RESPONSIBLE AGENCY DESOTO COUNTY BOCC								
SCRA -SMALL COUNTY RESURFACING	0	0	0	0	1,460,868	0	0	1,460,868
Item 448742 1 Totals:	0	0	0	0	1,460,868	0	0	1,460,868
Project Total:	0	0	0	0	1,460,868	0	0	1,460,868

Fund	<2022	2022	2023	2024	2025	2026	>2026	All Years
Item Number: 448765 1 Project Description: NW LILY AVE IMPROVEMENTS FROM SR 70 TO HARDEE COUNTY LINE*NON-SIS*								
District: 01 County: DESOTO Type of Work: RESURFACING Project Length: .001 HRTPO 2045 LRTP Page B.2								
CONSTRUCTION RESPONSIBLE AGENCY DESOTO COUNTY BOCC								
SCRA -SMALL COUNTY RESURFACING	0	0	0	0	0	3,180,985	0	3,180,985
Item 448765 1 Totals:	0	0	0	0	0	3,180,985	0	3,180,985
Project Total:	0	0	0	0	0	3,180,985	0	3,180,985

Fund	<2022	2022	2023	2024	2025	2026	>2026	All Years
Item Number: 448768 1 Project Description: NE BISHOP ST FROM NE MASTERS AVE TO NE CUBITIS AVE*NON-SIS*								
District: 01 County: DESOTO Type of Work: ROAD RECONSTRUCTION - 2 LANE Project Length: .874 HRTPO 2045 LRTP Page B.2								
CONSTRUCTION RESPONSIBLE AGENCY DESOTO COUNTY BOCC								
SCWR -2015 SB2514A-SMALL CO OUTREACH	0	0	0	0	0	1,035,427	0	1,035,427
Item 448768 1 Totals:	0	0	0	0	0	1,035,427	0	1,035,427
Project Total:	0	0	0	0	0	1,035,427	0	1,035,427

Glades County								
Fund	<2022	2022	2023	2024	2025	2026	>2026	All Years
Item Number: 412668 1 Project Description: GLADES COUNTY TRAFFIC SIGNALS REIMBURSEMENT*SIS*								
District: 01 County: GLADES Type of Work: TRAFFIC SIGNALS Project Length: .100 HRTPO 2045 LRTP Page B.2								
OPERATIONS RESPONSIBLE AGENCY GLADES COUNTY								
DDR -DISTRICT DEDICATED REVENUE	87,793	33,760	40,081	41,283	42,522	0	0	245,439
Item 412668 1 Totals:	87,793	33,760	40,081	41,283	42,522	0	0	245,439
Project Total:	87,793	33,760	40,081	41,283	42,522	0	0	245,439

Fund	<2022	2022	2023	2024	2025	2026	>2026	All Years
Item Number: 413985 1 Project Description: MOORE HAVEN TRAFFIC SIGNALS REIMBURSEMENT*SIS*								
District: 01 County: GLADES Type of Work: TRAFFIC SIGNALS Project Length: .100 HRTPO 2045 LRTP Page B.2								
OPERATIONS RESPONSIBLE AGENCY CITY OF MOORE HAVEN								
DDR -DISTRICT DEDICATED REVENUE	64,145	31,465	37,717	38,848	40,014	42,015	0	254,204
Item 413985 1 Totals:	64,145	31,465	37,717	38,848	40,014	42,015	0	254,204
Project Total:	64,145	31,465	37,717	38,848	40,014	42,015	0	254,204

Fund	<2022	2022	2023	2024	2025	2026	>2026	All Years
Item Number: 434947 1 Project Description: US 27 (SR 25) FROM S OF SCFE CROSSING TO N OF SCFE CROSSING*SIS*								
District: 01 County: GLADES Type of Work: RAIL SAFETY PROJECT Project Length: .713 HRTPO 2045 LRTP Page B.2								
PRELIMINARY ENGINEERING MANAGED BY FDOT								
DIH -STATE IN-HOUSE PRODUCT SUPPORT	18,176	0	0	0	0	0	0	18,176
DS -STATE PRIMARY HIGHWAYS & PTO	62,345	0	0	0	0	0	0	62,345
RAILROAD & UTILITIES MANAGED BY FDOT								
DDR -DISTRICT DEDICATED REVENUE	0	0	0	175,000	0	0	0	175,000
CONSTRUCTION MANAGED BY FDOT								
DDR -DISTRICT DEDICATED REVENUE	0	0	0	0	2,911,852	0	0	2,911,852
DIH -STATE IN-HOUSE PRODUCT SUPPORT	0	0	0	0	5,575	0	0	5,575
CONTRACT INCENTIVES MANAGED BY FDOT								
DDR -DISTRICT DEDICATED REVENUE	0	0	0	0	60,000	0	0	60,000
ENVIRONMENTAL MANAGED BY FDOT								
DDR -DISTRICT DEDICATED REVENUE	0	0	0	0	40,000	0	0	40,000
Item 434947 1 Totals:	80,521	0	0	175,000	3,017,427	0	0	3,272,948
Project Total:	80,521	0	0	175,000	3,017,427	0	0	3,272,948

Fund	<2022	2022	2023	2024	2025	2026	>2026	All Years
Item Number: 435103 1 Project Description: LOST TRAIL OVER HARNEY POND PEDESTRIAN BRIDGE*NON-SIS*								
District: 01 County: GLADES Type of Work: BIKE PATH/TRAIL Project Length: .000 HRTPO 2045 LRTP Page B.2								
PRELIMINARY ENGINEERING MANAGED BY FDOT								
ACSN -ADVANCE CONSTRUCTION (SN)	39,020	0	0	0	0	0	0	39,020
SN -STP, MANDATORY NON-URBAN <= 5K	816,152	0	0	0	0	0	0	816,152
TALT -TRANSPORTATION ALTS- ANY AREA	4,400	0	0	0	0	0	0	4,400
CONSTRUCTION MANAGED BY FDOT								
SL -STP, AREAS <= 200K	0	175,976	0	0	0	0	0	175,976
SN -STP, MANDATORY NON-URBAN <= 5K	0	27,496	0	0	0	0	0	27,496
TALL -TRANSPORTATION ALTS- <200K	0	288,873	0	0	0	0	0	288,873
TALN -TRANSPORTATION ALTS- < 5K	0	5,394	0	0	0	0	0	5,394
TALT -TRANSPORTATION ALTS- ANY AREA	0	1,159,331	0	0	0	0	0	1,159,331
Item 435103 1 Totals:	859,572	1,657,070	0	0	0	0	0	2,516,642
Project Total:	859,572	1,657,070	0	0	0	0	0	2,516,642

Fund	<2022	2022	2023	2024	2025	2026	>2026	All Years
Item Number: 436079 1 Project Description: GLADES COUNTY SUBSTRUCTURE REPAIRS AT VARIOUS LOCATIONS*SIS*								
District: 01 County: GLADES Type of Work: BRIDGE-REPAIR REHABILITATION Project Length: B.255 HRTPO 2045 LRTP Page B.2								
PRELIMINARY ENGINEERING MANAGED BY FDOT								
DDR -DISTRICT DEDICATED REVENUE	0	0	0	75,000	0	0	0	75,000
DIH -STATE IN-HOUSE PRODUCT SUPPORT	0	0	10,000	0	0	0	0	10,000
BRRP -STATE BRIDGE REPAIR & REHAB	0	0	0	0	2,421,881	0	0	2,421,881
DIH -STATE IN-HOUSE PRODUCT SUPPORT	0	0	0	10,830	0	0	0	10,830
Item 436079 1 Totals:	0	0	10,000	85,830	2,421,881	0	0	2,517,711
Project Total:	0	0	10,000	85,830	2,421,881	0	0	2,517,711

Fund	<2022	2022	2023	2024	2025	2026	>2026	All Years
Item Number: 437088 1 Project Description: SR 78 SIDEWALKS AT VARIOUS LOCATIONS*NON-SIS*								
District: 01 County: GLADES Type of Work: SIDEWALK Project Length: 1.370 HRTPO 2045 LRTP Page B.2								
PRELIMINARY ENGINEERING MANAGED BY FDOT								
DS -STATE PRIMARY HIGHWAYS & PTO	2,211	0	0	0	0	0	0	2,211
TALN -TRANSPORTATION ALTS- < 5K	327,782	0	0	0	0	0	0	327,782
CONSTRUCTION MANAGED BY FDOT								
DDR -DISTRICT DEDICATED REVENUE	0	659,653	0	0	0	0	0	659,653
DS -STATE PRIMARY HIGHWAYS & PTO	0	143,922	0	0	0	0	0	143,922
SL -STP, AREAS <= 200K	0	100,524	0	0	0	0	0	100,524
SN -STP, MANDATORY NON-URBAN <= 5K	0	282,167	0	0	0	0	0	282,167
TALN -TRANSPORTATION ALTS- < 5K	0	346,592	0	0	0	0	0	346,592
TALT -TRANSPORTATION ALTS- ANY AREA	0	84,014	0	0	0	0	0	84,014
ENVIRONMENTAL MANAGED BY FDOT								
SN -STP, MANDATORY NON-URBAN <= 5K	0	24,570	0	0	0	0	0	24,570
TALL -TRANSPORTATION ALTS- <200K	20,000	0	0	0	0	0	0	20,000
TALN -TRANSPORTATION ALTS- < 5K	0	5,142	0	0	0	0	0	5,142
TALT -TRANSPORTATION ALTS- ANY AREA	0	20,287	0	0	0	0	0	20,287
Item 437088 1 Totals:	349,993	1,666,871	0	0	0	0	0	2,016,864
Project Total:	349,993	1,666,871	0	0	0	0	0	2,016,864

Fund	<2022	2022	2023	2024	2025	2026	>2026	All Years
Item Number: 441977 1 Project Description: SR 25 (US 27) AT SR 78*SIS*								
District: 01 County: GLADES Type of Work: RIGID PAVEMENT RECONSTRUCTION Project Length: .273 HRTPO 2045 LRTP Page B.2								
PRELIMINARY ENGINEERING MANAGED BY FDOT								
DIH -STATE IN-HOUSE PRODUCT SUPPORT	10,000	0	0	0	0	0	0	10,000
REPE -REPURPOSED FEDERAL EARMARKS	243,782	0	0	0	0	0	0	243,782
SN -STP, MANDATORY NON-URBAN <= 5K	492,313	0	0	0	0	0	0	492,313
CONSTRUCTION MANAGED BY FDOT								
ACNP -ADVANCE CONSTRUCTION NHPP	0	0	0	2,934,183	0	0	0	2,934,183
DDR -DISTRICT DEDICATED REVENUE	0	0	0	503,745	0	0	0	503,745
DIH -STATE IN-HOUSE PRODUCT SUPPORT	0	0	0	54,150	0	0	0	54,150
SA -STP, ANY AREA	0	0	0	1,598,496	0	0	0	1,598,496

SN -STP, MANDATORY NON-URBAN <= 5K	0	0	0	287,320	0	0	0	287,320
ENVIRONMENTAL MANAGED BY FDOT								
TALT -TRANSPORTATION ALTS- ANY AREA	0	0	0	100,000	0	0	0	100,000
Item 441977 1 Totals:	746,095	0	0	5,477,894	0	0	0	6,223,989
Project Total:	746,095	0	0	5,477,894	0	0	0	6,223,989

Fund	<2022	2022	2023	2024	2025	2026	>2026	All Years
Item Number: 444212 1 Project Description: SR 25 (US 27) AT SR 29*SIS*								
District: 01 County: GLADES Type of Work: TRAFFIC SIGNAL UPDATE Project Length: .149 HRTPO 2045 LRTP Page B.2								
PRELIMINARY ENGINEERING MANAGED BY FDOT								
DS -STATE PRIMARY HIGHWAYS & PTO	72,894	0	0	0	0	0	0	72,894
HSP -SAFETY (HIWAY SAFETY PROGRAM)	115,404	0	0	0	0	0	0	115,404
SA -STP, ANY AREA	11,680	0	0	0	0	0	0	11,680
RAILROAD & UTILITIES MANAGED BY FDOT								
DDR -DISTRICT DEDICATED REVENUE	30,000	0	0	0	0	0	0	30,000
CONSTRUCTION MANAGED BY FDOT								
ACSS -ADVANCE CONSTRUCTION (SS,HSP)	0	685,746	0	0	0	0	0	685,746
DDR -DISTRICT DEDICATED REVENUE	0	260,790	0	0	0	0	0	260,790
DIH -STATE IN-HOUSE PRODUCT SUPPORT	0	1,026	0	0	0	0	0	1,026
ENVIRONMENTAL MANAGED BY FDOT								
DDR -DISTRICT DEDICATED REVENUE	10,000	0	0	0	0	0	0	10,000
Item 444212 1 Totals:	239,978	947,562	0	0	0	0	0	1,187,540
Project Total:	239,978	947,562	0	0	0	0	0	1,187,540

Fund	<2022	2022	2023	2024	2025	2026	>2026	All Years
Item Number: 445925 1 Project Description: SR 25 (US 27) NB FISHEATING CREEK OVERFLOW BRIDGE #050050 REPAIRS*SIS*								
District: 01 County: GLADES Type of Work: BRIDGE-REPAIR REHABILITATION Project Length: .047 HRTPO 2045 LRTP Page B.2								
PRELIMINARY ENGINEERING MANAGED BY FDOT								
BRRP -STATE BRIDGE REPAIR & REHAB	0	150,000	0	0	0	0	0	150,000
DIH -STATE IN-HOUSE PRODUCT SUPPORT	0	10,000	0	0	0	0	0	10,000
CONSTRUCTION MANAGED BY FDOT								
BRRP -STATE BRIDGE REPAIR & REHAB	0	0	723,370	0	0	0	0	723,370
Item 445925 1 Totals:	0	160,000	723,370	0	0	0	0	883,370
Project Total:	0	160,000	723,370	0	0	0	0	883,370

Fund	<2022	2022	2023	2024	2025	2026	>2026	All Years
Item Number: 445932 1 Project Description: SR25 (US27) FROM FISHEATING CREEK TO HIGHLANDS COUNTY LINE*SIS*								
District: 01 County: GLADES Type of Work: RESURFACING Project Length: 7.140 HRTPO 2045 LRTP Page B.2								
PRELIMINARY ENGINEERING MANAGED BY FDOT								
DDR -DISTRICT DEDICATED REVENUE	245,062	0	0	0	0	0	0	245,062
DIH -STATE IN-HOUSE PRODUCT SUPPORT	6,760	0	0	0	0	0	0	6,760
DS -STATE PRIMARY HIGHWAYS & PTO	568,318	0	0	0	0	0	0	568,318
CONSTRUCTION MANAGED BY FDOT								
DDR -DISTRICT DEDICATED REVENUE	0	0	1,054,816	0	0	0	0	1,054,816
DIH -STATE IN-HOUSE PRODUCT SUPPORT	0	0	10,540	0	0	0	0	10,540
DS -STATE PRIMARY HIGHWAYS & PTO	0	0	1,502,165	0	0	0	0	1,502,165
NHRE -NAT HWY PERFORM - RESURFACING	0	0	7,826,244	0	0	0	0	7,826,244
SN -STP, MANDATORY NON-URBAN <= 5K	0	0	721,913	0	0	0	0	721,913
Item 445932 1 Totals:	820,140	0	11,115,678	0	0	0	0	11,935,818
Project Total:	820,140	0	11,115,678	0	0	0	0	11,935,818

Fund	<2022	2022	2023	2024	2025	2026	>2026	All Years
Item Number: 445933 1 Project Description: SR 25 (US 27) FROM SOUTH OF HENDRY COUNTY LINE TO NORTH OF OLD US 27*SIS*								
District: 01 County: GLADES Type of Work: RESURFACING Project Length: 4.138 HRTPO 2045 LRTP Page B.2								
PRELIMINARY ENGINEERING MANAGED BY FDOT								
DIH -STATE IN-HOUSE PRODUCT SUPPORT	10,950	0	0	0	0	0	0	10,950
DS -STATE PRIMARY HIGHWAYS & PTO	77,044	0	0	0	0	0	0	77,044
CONSTRUCTION MANAGED BY FDOT								
DDR -DISTRICT DEDICATED REVENUE	0	0	107,380	0	0	0	0	107,380
DIH -STATE IN-HOUSE PRODUCT SUPPORT	0	0	1,054	0	0	0	0	1,054
DS -STATE PRIMARY HIGHWAYS & PTO	0	0	882,434	0	0	0	0	882,434
NHRE -NAT HWY PERFORM - RESURFACING	0	0	5,270,936	0	0	0	0	5,270,936
SL -STP, AREAS <= 200K	0	0	155,284	0	0	0	0	155,284
SN -STP, MANDATORY NON-URBAN <= 5K	0	0	548,032	0	0	0	0	548,032
Item 445933 1 Totals:	87,994	0	6,965,120	0	0	0	0	7,053,114
Project Total:	87,994	0	6,965,120	0	0	0	0	7,053,114

Fund	<2022	2022	2023	2024	2025	2026	>2026	All Years
Item Number: 446327 1 Project Description: CORNELIA DR FROM CR 78 TO DEAD END*NON-SIS*								
District: 01 County: GLADES Type of Work: RESURFACING Project Length: .497 HRTPO 2045 LRTP Page B.2								
CONSTRUCTION MANAGED BY GLADES COUNTY								
GRSC -GROWTH MANAGEMENT FOR SCOP	0	156,295	0	0	0	0	0	156,295
Item 446327 1 Totals:	0	156,295	0	0	0	0	0	156,295
Project Total:	0	156,295	0	0	0	0	0	156,295

Fund	<2022	2022	2023	2024	2025	2026	>2026	All Years
Item Number: 446328 1 Project Description: LAKE DRIVE WEST FROM SOUTH OF TROUT ST TO SR 78*NON-SIS*								
District: 01 County: GLADES Type of Work: RESURFACING Project Length: .667 HRTPO 2045 LRTP Page B.2								
CONSTRUCTION MANAGED BY GLADES COUNTY								
GRSC -GROWTH MANAGEMENT FOR SCOP	0	232,358	0	0	0	0	0	232,358
Item 446328 1 Totals:	0	232,358	0	0	0	0	0	232,358
Project Total:	0	232,358	0	0	0	0	0	232,358

Hardee County

Fund	<2022	2022	2023	2024	2025	2026	>2026	All Years
Item Number: 412669 1 Project Description: HARDEE COUNTY TRAFFIC SIGNALS REIMBURSEMENT*SIS*								
District: 01 County: HARDEE Type of Work: TRAFFIC SIGNALS Project Length: 1.830 HRTPO 2045 LRTP Page B.2								
OPERATIONS RESPONSIBLE AGENCY HARDEE COUNTY BOCC								
DDR -DISTRICT DEDICATED REVENUE	53,261	29,077	35,257	36,315	37,405	39,275	0	230,590
Item 412669 1 Totals:	53,261	29,077	35,257	36,315	37,405	39,275	0	230,590
Project Total:	53,261	29,077	35,257	36,315	37,405	39,275	0	230,590

Fund	<2022	2022	2023	2024	2025	2026	>2026	All Years
Item Number: 413630 1 Project Description: WAUCHULA TRAFFIC SIGNALS REIMBURSEMENT*SIS*								
District: 01 County: HARDEE Type of Work: TRAFFIC SIGNALS Project Length: 3.468 HRTPO 2045 LRTP Page B.2								
OPERATIONS RESPONSIBLE AGENCY CITY OF WAUCHULA								
DDR -DISTRICT DEDICATED REVENUE	373,708	85,969	93,855	96,671	99,571	104,550	0	854,324
DITS -STATEWIDE ITS - STATE 100%.	17,020	0	0	0	0	0	0	17,020
Item 413630 1 Totals:	390,728	85,969	93,855	96,671	99,571	104,550	0	871,344
Project Total:	390,728	85,969	93,855	96,671	99,571	104,550	0	871,344

Fund	<2022	2022	2023	2024	2025	2026	>2026	All Years
Item Number: 435038 1 Project Description: HARDEE COUNTY SCOUR COUNTERMEASURE AT VARIOUS LOCATIONS*SIS*								
District: 01 County: HARDEE Type of Work: BRIDGE-REPAIR REHABILITATION Project Length: .041 HRTPO 2045 LRTP Page B.2								
PRELIMINARY ENGINEERING MANAGED BY FDOT								
-TOTAL OUTSIDE YEARS	68,190	0	0	0	0	0	0	68,190
-TOTAL OUTSIDE YEARS	179,697	0	0	0	0	0	0	179,697
Item 435038 1 Totals:	247,887	0	0	0	0	0	0	247,887
Project Total:	247,887	0	0	0	0	0	0	247,887

Fund	<2022	2022	2023	2024	2025	2026	>2026	All Years
Item Number: 438579 1 Project Description: SOUTH HAMMOCK RD FROM SR 66 TO HIGHLANDS COUNTY LINE*NON-SIS*								
District: 01 County: HARDEE Type of Work: RESURFACING Project Length: 3.500 HRTPO 2045 LRTP Page B.2								
CONSTRUCTION MANAGED BY HARDEE COUNTY BOCC								
SCRA -SMALL COUNTY RESURFACING	0	1,949,200	0	0	0	0	0	1,949,200
Item 438579 1 Totals:	0	1,949,200	0	0	0	0	0	1,949,200
Project Total:	0	1,949,200	0	0	0	0	0	1,949,200

Fund	<2022	2022	2023	2024	2025	2026	>2026	All Years
Item Number: 441511 1 Project Description: SR 64 FROM MAIN STREET TO SPRUCE STREET*NON-SIS*								
District: 01 County: HARDEE Type of Work: RESURFACING Project Length: 4.778 HRTPO 2045 LRTP Page B.2								
PRELIMINARY ENGINEERING MANAGED BY FDOT								
DIH -STATE IN-HOUSE PRODUCT SUPPORT	24,055	0	0	0	0	0	0	24,055
DS -STATE PRIMARY HIGHWAYS & PTO	505,551	0	0	0	0	0	0	505,551
RIGHT OF WAY MANAGED BY FDOT								
DIH -STATE IN-HOUSE PRODUCT SUPPORT	10,000	0	0	0	0	0	0	10,000
DS -STATE PRIMARY HIGHWAYS & PTO	2,000	0	0	0	0	0	0	2,000
CONSTRUCTION MANAGED BY FDOT								
DDR -DISTRICT DEDICATED REVENUE	0	0	514,673	0	0	0	0	514,673
DIH -STATE IN-HOUSE PRODUCT SUPPORT	0	0	10,540	0	0	0	0	10,540
DS -STATE PRIMARY HIGHWAYS & PTO	12,784	0	3,755,796	0	0	0	0	3,768,580
SL -STP, AREAS <= 200K	0	0	1,511,576	0	0	0	0	1,511,576
ENVIRONMENTAL MANAGED BY FDOT								
DS -STATE PRIMARY HIGHWAYS & PTO	30,000	50,000	0	0	0	0	0	80,000
Item 441511 1 Totals:	584,390	50,000	5,792,585	0	0	0	0	6,426,975
Project Total:	584,390	50,000	5,792,585	0	0	0	0	6,426,975

Fund	<2022	2022	2023	2024	2025	2026	>2026	All Years
Item Number: 441920 1 Project Description: SR 64 AT GRIFFIN ROAD*NON-SIS*								
District: 01 County: HARDEE Type of Work: PD&E/EMO STUDY Project Length: .200 HRTPO 2045 LRTP Page B.2								
P D & E MANAGED BY FDOT								
DIH -STATE IN-HOUSE PRODUCT SUPPORT	0	0	10,000	0	0	0	0	10,000
Item 441920 1 Totals:	0	0	10,000	0	0	0	0	10,000
Project Total:	0	0	10,000	0	0	0	0	10,000

Fund	<2022	2022	2023	2024	2025	2026	>2026	All Years
Item Number: 441921 1 Project Description: HEARD BRIDGE ROAD AT BRIDGE #060017*NON-SIS*								
District: 01 County: HARDEE Type of Work: PD&E/EMO STUDY Project Length: .005 HRTPO 2045 LRTP Page B.2								
P D & E MANAGED BY FDOT								
SN -STP, MANDATORY NON-URBAN <= 5K	0	0	5,000	0	0	0	0	5,000
Item 441921 1 Totals:	0	0	5,000	0	0	0	0	5,000
Project Total:	0	0	5,000	0	0	0	0	5,000

Fund	<2022	2022	2023	2024	2025	2026	>2026	All Years
Item Number: 444773 1 Project Description: WEST MAIN STREET FROM HANCHEY ROAD TO W OF FLORIDA AVE*NON-SIS*								
District: 01 County: HARDEE Type of Work: SIDEWALK Project Length: .390 HRTPO 2045 LRTP Page B.2								
PRELIMINARY ENGINEERING MANAGED BY FDOT								
TALN -TRANSPORTATION ALTS- < 5K	0	0	0	153,032	0	0	0	153,032
TALT -TRANSPORTATION ALTS- ANY AREA	0	0	0	157,968	0	0	0	157,968
CONSTRUCTION MANAGED BY FDOT								
TALT -TRANSPORTATION ALTS- ANY AREA	0	0	0	0	0	479,646	0	479,646
Item 444773 1 Totals:	0	0	0	311,000	0	479,646	0	790,646
Project Total:	0	0	0	311,000	0	479,646	0	790,646

Fund	<2022	2022	2023	2024	2025	2026	>2026	All Years
Item Number: 444883 1 Project Description: SR 35 (US 17) FROM BELL STREET TO S OF HEARTLAND WAY*SIS*								
District: 01 County: HARDEE Type of Work: RESURFACING Project Length: .661 HRTPO 2045 LRTP Page B.2								
PRELIMINARY ENGINEERING MANAGED BY FDOT								
DIH -STATE IN-HOUSE PRODUCT SUPPORT	23,245	0	0	0	0	0	0	23,245
DS -STATE PRIMARY HIGHWAYS & PTO	223,474	0	0	0	0	0	0	223,474
CONSTRUCTION MANAGED BY FDOT								
DDR -DISTRICT DEDICATED REVENUE	0	1,283,284	0	0	0	0	0	1,283,284
DIH -STATE IN-HOUSE PRODUCT SUPPORT	0	1,026	0	0	0	0	0	1,026
DS -STATE PRIMARY HIGHWAYS & PTO	0	186,435	0	0	0	0	0	186,435
Item 444883 1 Totals:	246,719	1,470,745	0	0	0	0	0	1,717,464
Project Total:	246,719	1,470,745	0	0	0	0	0	1,717,464

Fund	<2022	2022	2023	2024	2025	2026	>2026	All Years
Item Number: 444949 1 Project Description: SR 636 (E MAIN ST) FROM FIRST AVE TO GRIFFIN RD*NON-SIS*								
District: 01 County: HARDEE Type of Work: SIDEWALK Project Length: .547 HRTPO 2045 LRTP Page B.2								
PRELIMINARY ENGINEERING MANAGED BY FDOT								
DS -STATE PRIMARY HIGHWAYS & PTO	0	0	0	279,639	0	0	0	279,639
TALN -TRANSPORTATION ALTS- < 5K	0	0	0	361	0	0	0	361
TALT -TRANSPORTATION ALTS- ANY AREA	0	0	0	5,000	0	0	0	5,000
CONSTRUCTION MANAGED BY FDOT								
SN -STP, MANDATORY NON-URBAN <= 5K	0	0	0	0	0	380,891	0	380,891
TALT -TRANSPORTATION ALTS- ANY AREA	0	0	0	0	0	107,061	0	107,061
Item 444949 1 Totals:	0	0	0	285,000	0	487,952	0	772,952
Project Total:	0	0	0	285,000	0	487,952	0	772,952

Fund	<2022	2022	2023	2024	2025	2026	>2026	All Years
Item Number: 444952 1 Project Description: SR 636 (E MAIN ST) FROM GRIFFIN RD TO RIVERSIDE DR*NON-SIS*								
District: 01 County: HARDEE Type of Work: SIDEWALK Project Length: .298 HRTPO 2045 LRTP Page B.2								
PRELIMINARY ENGINEERING MANAGED BY FDOT								
DDR -DISTRICT DEDICATED REVENUE	0	0	0	28,980	0	0	0	28,980
DIH -STATE IN-HOUSE PRODUCT SUPPORT	0	0	0	1,000	0	0	0	1,000
DS -STATE PRIMARY HIGHWAYS & PTO	0	0	0	301,020	0	0	0	301,020

RIGHT OF WAY MANAGED BY FDOT								
DDR -DISTRICT DEDICATED REVENUE	0	0	0	0	0	49,628	0	49,628
TALN -TRANSPORTATION ALTS- < 5K	0	0	0	0	0	60,117	0	60,117
Item 444952 1 Totals:	0	0	0	331,000	0	109,745	0	440,745
Project Total:	0	0	0	331,000	0	109,745	0	440,745

Fund	<2022	2022	2023	2024	2025	2026	>2026	All Years
Item Number: 445065 1 Project Description: CR 663 FROM GOOSE POND RD TO SR 64*NON-SIS*								
District: 01 County: HARDEE Type of Work: RESURFACING Project Length: 5.648 HRTPO 2045 LRTP Page B.2								
CONSTRUCTION MANAGED BY HARDEE COUNTY BOCC								
SCRA -SMALL COUNTY RESURFACING	0	0	1,334,400	0	0	0	0	1,334,400
Item 445065 1 Totals:	0	0	1,334,400	0	0	0	0	1,334,400
Project Total:	0	0	1,334,400	0	0	0	0	1,334,400

Fund	<2022	2022	2023	2024	2025	2026	>2026	All Years
Item Number: 445066 1 Project Description: TEN MILE GRADE FROM BRIDE 064120 TO MARGUERITE RD*NON-SIS*								
District: 01 County: HARDEE Type of Work: FLEXIBLE PAVEMENT RECONSTRUCT. Project Length: 2.650 HRTPO 2045 LRTP Page B.2								
CONSTRUCTION MANAGED BY HARDEE COUNTY BOCC								
GRSC -GROWTH MANAGEMENT FOR SCOP	0	0	88,329	0	0	0	0	88,329
SCED -2012 SB1998-SMALL CO OUTREACH	0	0	14,960	0	0	0	0	14,960
SCOP -SMALL CO OUTREACH PROGRAM	0	0	1,331,751	0	0	0	0	1,331,751
Item 445066 1 Totals:	0	0	1,435,040	0	0	0	0	1,435,040
Project Total:	0	0	1,435,040	0	0	0	0	1,435,040

Fund	<2022	2022	2023	2024	2025	2026	>2026	All Years
Item Number: 445068 1 Project Description: CR 663 FROM CR 665 TO GOOSE POND RD*NON-SIS*								
District: 01 County: HARDEE Type of Work: RESURFACING Project Length: 8.165 HRTPO 2045 LRTP Page B.2								
CONSTRUCTION MANAGED BY HARDEE COUNTY BOCC								
SCRA -SMALL COUNTY RESURFACING	0	0	866,400	0	0	0	0	866,400
Item 445068 1 Totals:	0	0	866,400	0	0	0	0	866,400
Project Total:	0	0	866,400	0	0	0	0	866,400

Fund	<2022	2022	2023	2024	2025	2026	>2026	All Years
Item Number: 445070 1 Project Description: CR 663 FROM DESOTO COUNTY LINE TO CR 665*NON-SIS*								
District: 01 County: HARDEE Type of Work: RESURFACING Project Length: 2.732 HRTPO 2045 LRTP Page B.2								
CONSTRUCTION MANAGED BY HARDEE COUNTY BOCC								
GRSC -GROWTH MANAGEMENT FOR SCOP	0	0	962,846	0	0	0	0	962,846
SCED -2012 SB1998-SMALL CO OUTREACH	0	0	27,665	0	0	0	0	27,665
SCOP -SMALL CO OUTREACH PROGRAM	0	0	37,562	0	0	0	0	37,562
SCRA -SMALL COUNTY RESURFACING	0	0	415,139	0	0	0	0	415,139
Item 445070 1 Totals:	0	0	1,443,212	0	0	0	0	1,443,212
Project Total:	0	0	1,443,212	0	0	0	0	1,443,212

Fund	<2022	2022	2023	2024	2025	2026	>2026	All Years
Item Number: 445076 1 Project Description: TEN MILE GRADE FROM SCARBOROUGH RD TO BRIDGE 0641120*NON-SIS*								
District: 01 County: HARDEE Type of Work: FLEXIBLE PAVEMENT RECONSTRUCT. Project Length: 2.132 HRTPO 2045 LRTP Page B.2								
CONSTRUCTION MANAGED BY HARDEE COUNTY BOCC								
SCWR -2015 SB2514A-SMALL CO OUTREACH	0	0	1,144,920	0	0	0	0	1,144,920
Item 445076 1 Totals:	0	0	1,144,920	0	0	0	0	1,144,920
Project Total:	0	0	1,144,920	0	0	0	0	1,144,920

Fund	<2022	2022	2023	2024	2025	2026	>2026	All Years
Item Number: 445441 1 Project Description: SR 62 AT US 17*SIS*								
District: 01 County: HARDEE Type of Work: RIGID PAVEMENT RECONSTRUCTION Project Length: .437 HRTPO 2045 LRTP Page B.2								
PRELIMINARY ENGINEERING MANAGED BY FDOT								
ACSL -ADVANCE CONSTRUCTION (SL)	1,200,000	0	0	0	0	0	0	1,200,000
DIH -STATE IN-HOUSE PRODUCT SUPPORT	15,295	0	0	0	0	0	0	15,295
DS -STATE PRIMARY HIGHWAYS & PTO	176	0	0	0	0	0	0	176
CONSTRUCTION MANAGED BY FDOT								
DDR -DISTRICT DEDICATED REVENUE	0	0	0	0	728,472	0	0	728,472
DI -ST. - SJW INTER INTRASTATE HWY	0	0	0	0	1,905,441	0	0	1,905,441
DIH -STATE IN-HOUSE PRODUCT SUPPORT	0	0	0	0	1,115	0	0	1,115
SA -STP, ANY AREA	0	0	0	0	2,306,818	0	0	2,306,818
Item 445441 1 Totals:	1,215,471	0	0	0	4,941,846	0	0	6,157,317
Project Total:	1,215,471	0	0	0	4,941,846	0	0	6,157,317

Fund	<2022	2022	2023	2024	2025	2026	>2026	All Years
Item Number: 446204 1 Project Description: SR 35 (US 17) FROM HEARTLAND WAY TO SR 62*SIS*								
District: 01 County: HARDEE Type of Work: RESURFACING Project Length: 2.008 HRTPO 2045 LRTP Page B.2								
PRELIMINARY ENGINEERING MANAGED BY FDOT								
DIH -STATE IN-HOUSE PRODUCT SUPPORT	2,000	0	0	0	0	0	0	2,000
CONSTRUCTION MANAGED BY FDOT								
DDR -DISTRICT DEDICATED REVENUE	0	0	0	1,216,875	0	0	0	1,216,875
DIH -STATE IN-HOUSE PRODUCT SUPPORT	0	0	0	5,415	0	0	0	5,415
DS -STATE PRIMARY HIGHWAYS & PTO	0	0	0	354,560	0	0	0	354,560
SA -STP, ANY AREA	0	0	0	3,469,237	0	0	0	3,469,237
Item 446204 1 Totals:	2,000	0	0	5,046,087	0	0	0	5,048,087
Project Total:	2,000	0	0	5,046,087	0	0	0	5,048,087

Fund	<2022	2022	2023	2024	2025	2026	>2026	All Years
Item Number: 446205 1 Project Description: SR 35 (US 17) FROM BELL ST TO RV PARK ENTRANCE*SIS*								
District: 01 County: HARDEE Type of Work: RESURFACING Project Length: 3.539 HRTPO 2045 LRTP Page B.2								
PRELIMINARY ENGINEERING MANAGED BY FDOT								
DIH -STATE IN-HOUSE PRODUCT SUPPORT	1,000	0	0	0	0	0	0	1,000
DS -STATE PRIMARY HIGHWAYS & PTO	0	265,500	0	0	0	0	0	265,500
CONSTRUCTION MANAGED BY FDOT								
DDR -DISTRICT DEDICATED REVENUE	0	0	0	3,160,545	0	0	0	3,160,545
DIH -STATE IN-HOUSE PRODUCT SUPPORT	0	0	0	1,083	0	0	0	1,083
Item 446205 1 Totals:	1,000	265,500	0	3,161,628	0	0	0	3,428,128
Project Total:	1,000	265,500	0	3,161,628	0	0	0	3,428,128

Fund	<2022	2022	2023	2024	2025	2026	>2026	All Years
Item Number: 446206 1 Project Description: SR 636 FROM ED WELLS RD TO MORGAN GRICE RD*SIS*								
District: 01 County: HARDEE Type of Work: RESURFACING Project Length: 3.632 HRTPO 2045 LRTP Page B.2								
PRELIMINARY ENGINEERING MANAGED BY FDOT								
DIH -STATE IN-HOUSE PRODUCT SUPPORT	1,000	0	0	0	0	0	0	1,000
DS -STATE PRIMARY HIGHWAYS & PTO	0	250,000	0	0	0	0	0	250,000
CONSTRUCTION MANAGED BY FDOT								
DDR -DISTRICT DEDICATED REVENUE	0	0	0	2,670,007	0	0	0	2,670,007
DIH -STATE IN-HOUSE PRODUCT SUPPORT	0	0	0	1,083	0	0	0	1,083
Item 446206 1 Totals:	1,000	250,000	0	2,671,090	0	0	0	2,922,090
Project Total:	1,000	250,000	0	2,671,090	0	0	0	2,922,090

Fund	<2022	2022	2023	2024	2025	2026	>2026	All Years
Item Number: 446229 1 Project Description: SR66 FROM SR35 (US17) TO CHARLIE CREEK*NON-SIS*								
District: 01 County: HARDEE Type of Work: RESURFACING Project Length: 7.985 HRTPO 2045 LRTP Page B.2								
PRELIMINARY ENGINEERING MANAGED BY FDOT								
DIH -STATE IN-HOUSE PRODUCT SUPPORT	1,000	0	0	0	0	0	0	1,000
CONSTRUCTION MANAGED BY FDOT								
DDR -DISTRICT DEDICATED REVENUE	0	0	0	856,350	0	0	0	856,350
DIH -STATE IN-HOUSE PRODUCT SUPPORT	0	0	0	5,415	0	0	0	5,415
DS -STATE PRIMARY HIGHWAYS & PTO	0	0	0	838,760	0	0	0	838,760
SA -STP, ANY AREA	0	0	0	3,756,109	0	0	0	3,756,109
Item 446229 1 Totals:	1,000	0	0	5,456,634	0	0	0	5,457,634
Project Total:	1,000	0	0	5,456,634	0	0	0	5,457,634

Fund	<2022	2022	2023	2024	2025	2026	>2026	All Years
Item Number: 446329 1 Project Description: FISH BRANCH RD FROM FARWELL RD TO CREWSVILLE RD*NON-SIS*								
District: 01 County: HARDEE Type of Work: FLEXIBLE PAVEMENT RECONSTRUCT. Project Length: 5.000 HRTPO 2045 LRTP Page B.2								
CONSTRUCTION MANAGED BY HARDEE COUNTY BOCC								
GRSC -GROWTH MANAGEMENT FOR SCOP	0	0	0	2,675,102	0	0	0	2,675,102
Item 446329 1 Totals:	0	0	0	2,675,102	0	0	0	2,675,102
Project Total:	0	0	0	2,675,102	0	0	0	2,675,102

Fund	<2022	2022	2023	2024	2025	2026	>2026	All Years
Item Number: 446389 1 Project Description: OLD TOWN CREEK RD FROM SR64 TO POLK COUNTY LINE*NON-SIS*								
District: 01 County: HARDEE Type of Work: WIDEN/RESURFACE EXIST LANES Project Length: 4.976 HRTPO 2045 LRTP Page B.2								
CONSTRUCTION MANAGED BY HARDEE COUNTY BOCC								
GRSC -GROWTH MANAGEMENT FOR SCOP	0	0	0	472,398	0	0	0	472,398
SCOP -SMALL CO OUTREACH PROGRAM	0	0	0	1,611,707	0	0	0	1,611,707
Item 446389 1 Totals:	0	0	0	2,084,105	0	0	0	2,084,105
Project Total:	0	0	0	2,084,105	0	0	0	2,084,105

Fund	<2022	2022	2023	2024	2025	2026	>2026	All Years
Item Number: 447955 1 Project Description: 10TH AVE PEDESTRIAN ROADWAY AND DRAINAGE IMPROVEMENTS*NON-SIS*								
District: 01 County: HARDEE Type of Work: RESURFACING Project Length: 1.020 HRTPO 2045 LRTP Page B.2								
CONSTRUCTION RESPONSIBLE AGENCY CITY OF WAUCHULA								
SCRC -SCOP FOR RURAL COMMUNITIES	0	915,871	0	0	0	0	0	915,871
Item 447955 1 Totals:	0	915,871	0	0	0	0	0	915,871
Project Total:	0	915,871	0	0	0	0	0	915,871

Fund	<2022	2022	2023	2024	2025	2026	>2026	All Years
Item Number: 447956 1 Project Description: TENNESSEE ST ROADWAY IMPROVEMENTS*NON-SIS*								
District: 01 County: HARDEE Type of Work: RESURFACING Project Length: .243 HRTPO 2045 LRTP Page B.2								
CONSTRUCTION RESPONSIBLE AGENCY CITY OF WAUCHULA								
SCRC -SCOP FOR RURAL COMMUNITIES	0	140,645	0	0	0	0	0	140,645
Item 447956 1 Totals:	0	140,645	0	0	0	0	0	140,645
Project Total:	0	140,645	0	0	0	0	0	140,645

Fund	<2022	2022	2023	2024	2025	2026	>2026	All Years
Item Number: 447957 1 Project Description: ALABAMA ST ROADWAY IMPROVEMENTS*NON-SIS*								
District: 01 County: HARDEE Type of Work: RESURFACING Project Length: .242 HRTPO 2045 LRTP Page B.2								
CONSTRUCTION RESPONSIBLE AGENCY CITY OF WAUCHULA								
SCRC -SCOP FOR RURAL COMMUNITIES	0	161,203	0	0	0	0	0	161,203
Item 447957 1 Totals:	0	161,203	0	0	0	0	0	161,203
Project Total:	0	161,203	0	0	0	0	0	161,203

Fund	<2022	2022	2023	2024	2025	2026	>2026	All Years
Item Number: 447958 1 Project Description: TURNER AVE ROADWAY IMPROVEMENTS*NON-SIS*								
District: 01 County: HARDEE Type of Work: RESURFACING Project Length: .221 HRTPO 2045 LRTP Page B.2								
CONSTRUCTION RESPONSIBLE AGENCY CITY OF WAUCHULA								
SCRC -SCOP FOR RURAL COMMUNITIES	0	125,758	0	0	0	0	0	125,758
Item 447958 1 Totals:	0	125,758	0	0	0	0	0	125,758
Project Total:	0	125,758	0	0	0	0	0	125,758

Fund	<2022	2022	2023	2024	2025	2026	>2026	All Years
Item Number: 447959 1 Project Description: COURT ST ROADWAY IMPROVEMENTS*NON-SIS*								
District: 01 County: HARDEE Type of Work: RESURFACING Project Length: .071 HRTPO 2045 LRTP Page B.2								
CONSTRUCTION RESPONSIBLE AGENCY CITY OF WAUCHULA								
SCRC -SCOP FOR RURAL COMMUNITIES	0	49,414	0	0	0	0	0	49,414
Item 447959 1 Totals:	0	49,414	0	0	0	0	0	49,414
Project Total:	0	49,414	0	0	0	0	0	49,414

Fund	<2022	2022	2023	2024	2025	2026	>2026	All Years
Item Number: 448743 1 Project Description: MLK JR AVE FROM BAY ST TO BAKER AVE*NON-SIS*								
District: 01 County: HARDEE Type of Work: ROAD RECONSTRUCTION - 2 LANE Project Length: .100 HRTPO 2045 LRTP Page B.2								
CONSTRUCTION RESPONSIBLE AGENCY HARDEE COUNTY BOCC								
SCRA -SMALL COUNTY RESURFACING	0	0	0	0	1,018,799	0	0	1,018,799
Item 448743 1 Totals:	0	0	0	0	1,018,799	0	0	1,018,799
Project Total:	0	0	0	0	1,018,799	0	0	1,018,799

Hendry County

Fund	<2022	2022	2023	2024	2025	2026	>2026	All Years
Item Number: 412670 1 Project Description: HENDRY COUNTY TRAFFIC SIGNALS REIMBURSEMENT*SIS*								
District: 01 County: HENDRY Type of Work: TRAFFIC SIGNALS Project Length: .100 HRTPO 2045 LRTP Page B.2								
OPERATIONS RESPONSIBLE AGENCY HENDRY COUNTY BOCC								
DDR -DISTRICT DEDICATED REVENUE	92,440	34,554	40,898	42,125	43,389	45,558	0	298,964
Item 412670 1 Totals:	92,440	34,554	40,898	42,125	43,389	45,558	0	298,964
Project Total:	92,440	34,554	40,898	42,125	43,389	45,558	0	298,964

Fund	<2022	2022	2023	2024	2025	2026	>2026	All Years
Item Number: 413632 1 Project Description: CLEWISTON TRAFFIC SIGNALS REIMBURSEMENT*SIS*								
District: 01 County: HENDRY Type of Work: TRAFFIC SIGNALS Project Length: 1.600 HRTPO 2045 LRTP Page B.2								
OPERATIONS RESPONSIBLE AGENCY CITY OF CLEWISTON								
DDR -DISTRICT DEDICATED REVENUE	222,463	55,363	62,332	64,202	66,128	69,434	0	539,922
Item 413632 1 Totals:	222,463	55,363	62,332	64,202	66,128	69,434	0	539,922
Project Total:	222,463	55,363	62,332	64,202	66,128	69,434	0	539,922

Fund	<2022	2022	2023	2024	2025	2026	>2026	All Years
Item Number: 413633 1 Project Description: LABELLE TRAFFIC SIGNALS REIMBURSEMENT*SIS*								
District: 01 County: HENDRY Type of Work: TRAFFIC SIGNALS Project Length: .300 HRTPO 2045 LRTP Page B.2								
OPERATIONS RESPONSIBLE AGENCY CITY OF LABELLE								
DDR -DISTRICT DEDICATED REVENUE	148,557	44,617	51,264	52,802	54,386	57,105	0	408,731
Item 413633 1 Totals:	148,557	44,617	51,264	52,802	54,386	57,105	0	408,731
Project Total:	148,557	44,617	51,264	52,802	54,386	57,105	0	408,731

Fund	<2022	2022	2023	2024	2025	2026	>2026	All Years
Item Number: 417878 3 Project Description: SR 29 FROM F ROAD TO COWBOY WAY*SIS*								
District: 01 County: HENDRY Type of Work: ADD LANES & RECONSTRUCT Project Length: 4.939 HRTPO 2045 LRTP Page B.2								
PRELIMINARY ENGINEERING MANAGED BY FDOT								
DIH -STATE IN-HOUSE PRODUCT SUPPORT	140,139	0	0	0	0	0	0	140,139
DS -STATE PRIMARY HIGHWAYS & PTO	4,473,573	0	0	0	0	0	0	4,473,573
RIGHT OF WAY MANAGED BY FDOT								
BNIR -INTRASTATE R W & BRIDGE BONDS	18	0	0	0	0	0	0	18
DIH -STATE IN-HOUSE PRODUCT SUPPORT	28,123	0	0	0	0	0	0	28,123
DS -STATE PRIMARY HIGHWAYS & PTO	649	0	0	0	0	0	0	649
CONSTRUCTION MANAGED BY FDOT								
DS -STATE PRIMARY HIGHWAYS & PTO	4,118	0	0	0	0	0	0	4,118
ENVIRONMENTAL MANAGED BY FDOT								
DDR -DISTRICT DEDICATED REVENUE	75,000	0	0	0	0	0	0	75,000
SN -STP, MANDATORY NON-URBAN <= 5K	0	0	50,000	0	0	0	0	50,000
Item 417878 3 Totals:	4,721,620	0	50,000	0	0	0	0	4,771,620

Item Number: 417878 8 Project Description: SR 29 FROM CR 80A (COWBOY WAY) TO CR 731 (WHIDDEN RD)*SIS*								
District: 01 County: HENDRY Type of Work: ADD LANES & RECONSTRUCT Project Length: 2.576 HRTPO 2045 LRTP Page 10.3								
Extra Description: ROUNDABOUT AT 80A, CONSTRUCT ONE-WAY PAIR OVER RIVER REPLACE BASCULE BRIDGE AND CONSTRUCT NEW BASCULE								
PRELIMINARY ENGINEERING MANAGED BY FDOT								
ACNP -ADVANCE CONSTRUCTION NHPP	169,186	0	0	0	0	0	0	169,186
ACSL -ADVANCE CONSTRUCTION (SL)	167,599	0	0	0	0	0	0	167,599
DI -ST. - S W INTER INTRASTATE HWY	8,572,069	0	0	0	0	0	0	8,572,069
DIH -STATE IN-HOUSE PRODUCT SUPPORT	54,727	0	0	0	0	0	0	54,727
DS -STATE PRIMARY HIGHWAYS & PTO	2,321	0	0	0	0	0	0	2,321
GMR -GROWTH MANAGEMENT FOR SIS	2,490,199	0	0	0	0	0	0	2,490,199
SA -STP, ANY AREA	1,422,287	0	0	0	0	0	0	1,422,287
RIGHT OF WAY MANAGED BY FDOT								
ACNP -ADVANCE CONSTRUCTION NHPP	0	126,957	437,043	0	0	0	0	564,000

BNIR -INTRASTATE R W & BRIDGE BONDS	0	2,546,536	6,671,709	0	0	0	0	9,218,245
RAILROAD & UTILITIES MANAGED BY FDOT								
LFD -"LF" FOR STTF UTILITY WORK	125,000	0	0	0	0	0	0	125,000
ENVIRONMENTAL MANAGED BY FDOT								
ACNP -ADVANCE CONSTRUCTION NHPP	0	0	0	200,000	0	0	0	200,000
DI -ST. - S W INTER INTRASTATE HWY	0	0	0	20,000	0	0	0	20,000
Item 417878 8 Totals:	13,003,388	2,673,493	7,108,752	220,000	0	0	0	23,005,633
Project Total:	25,259,699	2,673,493	7,158,752	220,000	0	0	0	35,311,944

Fund	<2022	2022	2023	2024	2025	2026	>2026	All Years
Item Number: 437098 1 Project Description: SR25 SR80 (US 27) SIDEWALKS IN CLEWISTON AT VARIOUS LOCATIONS*SIS*								
District: 01 County: HENDRY Type of Work: SIDEWALK Project Length: .651 HRTPO 2045 LRTP Page B.2								
PRELIMINARY ENGINEERING MANAGED BY FDOT								
ACSA -ADVANCE CONSTRUCTION (SA)	137,109	0	0	0	0	0	0	137,109
DS -STATE PRIMARY HIGHWAYS & PTO	44,781	0	0	0	0	0	0	44,781
TALN -TRANSPORTATION ALTS- < 5K	204,550	0	0	0	0	0	0	204,550
CONSTRUCTION MANAGED BY FDOT								
DDR -DISTRICT DEDICATED REVENUE	0	0	139,145	0	0	0	0	139,145
SN -STP, MANDATORY NON-URBAN <= 5K	0	0	352,367	0	0	0	0	352,367
TALN -TRANSPORTATION ALTS- < 5K	0	0	38,898	0	0	0	0	38,898
TALT -TRANSPORTATION ALTS- ANY AREA	0	0	567,701	0	0	0	0	567,701
ENVIRONMENTAL MANAGED BY FDOT								
TALL -TRANSPORTATION ALTS- <200K	0	6,994	0	0	0	0	0	6,994
TALT -TRANSPORTATION ALTS- ANY AREA	0	13,006	39,999	0	0	0	0	53,005
Item 437098 1 Totals:	386,440	20,000	1,138,110	0	0	0	0	1,544,550
Project Total:	386,440	20,000	1,138,110	0	0	0	0	1,544,550

Fund	<2022	2022	2023	2024	2025	2026	>2026	All Years
Item Number: 438067 1 Project Description: FT THOMPSON AVE FROM SR 29/BRIDGE ST TO SR 80/HICKOPOCHEE AVE*NON-SIS*								
District: 01 County: HENDRY Type of Work: SIDEWALK Project Length: 1.058 HRTPO 2045 LRTP Page B.2								
PRELIMINARY ENGINEERING MANAGED BY FDOT								
SN -STP, MANDATORY NON-URBAN <= 5K	5,102	0	0	0	0	0	0	5,102
TALN -TRANSPORTATION ALTS- < 5K	2,398	0	0	0	0	0	0	2,398
TALT -TRANSPORTATION ALTS- ANY AREA	0	0	0	250,724	0	0	0	250,724
ENVIRONMENTAL MANAGED BY FDOT								
SN -STP, MANDATORY NON-URBAN <= 5K	0	0	35,000	0	0	150,000	0	185,000
Item 438067 1 Totals:	7,500	0	35,000	250,724	0	150,000	0	443,224
Project Total:	7,500	0	35,000	250,724	0	150,000	0	443,224

Fund	<2022	2022	2023	2024	2025	2026	>2026	All Years
Item Number: 438068 1 Project Description: CLEWISTON SIDEWALKS- ROYAL PALM AVE AND PONCE DE LEON AVE*NON-SIS*								
District: 01 County: HENDRY Type of Work: SIDEWALK Project Length: .631 HRTPO 2045 LRTP Page B.2								
PRELIMINARY ENGINEERING MANAGED BY FDOT								
TALN -TRANSPORTATION ALTS- < 5K	223,307	0	0	0	0	0	0	223,307
CONSTRUCTION MANAGED BY FDOT								
SN -STP, MANDATORY NON-URBAN <= 5K	0	0	179,320	0	0	0	0	179,320
TALN -TRANSPORTATION ALTS- < 5K	0	0	231,125	0	0	0	0	231,125
ENVIRONMENTAL MANAGED BY FDOT								
SN -STP, MANDATORY NON-URBAN <= 5K	0	15,000	30,001	0	0	0	0	45,001
Item 438068 1 Totals:	223,307	15,000	440,446	0	0	0	0	678,753
Project Total:	223,307	15,000	440,446	0	0	0	0	678,753

Fund	<2022	2022	2023	2024	2025	2026	>2026	All Years
Item Number: 438095 1 Project Description: HARLEM SIDEWALKS AT VARIOUS LOCATIONS*NON-SIS*								
District: 01 County: HENDRY Type of Work: SIDEWALK Project Length: .001 HRTPO 2045 LRTP Page B.2								
PRELIMINARY ENGINEERING MANAGED BY HENDRY COUNTY ENGINEERING								
ACSA -ADVANCE CONSTRUCTION (SA)	126,000	0	0	0	0	0	0	126,000
TALL -TRANSPORTATION ALTS- <200K	14,000	0	0	0	0	0	0	14,000

TALT -TRANSPORTATION ALTS- ANY AREA	1,000	0	0	0	0	0	0	1,000
CONSTRUCTION MANAGED BY HENDRY COUNTY ENGINEERING								
TALT -TRANSPORTATION ALTS- ANY AREA	0	872,376	0	0	0	0	0	872,376
Item 438095 1 Totals:	141,000	872,376	0	0	0	0	0	1,013,376
Project Total:	141,000	872,376	0	0	0	0	0	1,013,376

Fund	<2022	2022	2023	2024	2025	2026	>2026	All Years
Item Number: 439431 1 Project Description: SR 80 FROM LEE COUNTY LINE TO GRANDMAS GROVE RV RESORT*SIS*								
District: 01 County: HENDRY Type of Work: RESURFACING Project Length: 6.278 HRTPO 2045 LRTP Page B.2								
PRELIMINARY ENGINEERING MANAGED BY FDOT								
DIH -STATE IN-HOUSE PRODUCT SUPPORT	105,052	0	0	0	0	0	0	105,052
DS -STATE PRIMARY HIGHWAYS & PTO	22,612	0	0	0	0	0	0	22,612
CONSTRUCTION MANAGED BY FDOT								
DDR -DISTRICT DEDICATED REVENUE	0	1,013,536	0	0	0	0	0	1,013,536
DIH -STATE IN-HOUSE PRODUCT SUPPORT	0	61,560	0	0	0	0	0	61,560
DS -STATE PRIMARY HIGHWAYS & PTO	0	1,650,669	0	0	0	0	0	1,650,669
SA -STP, ANY AREA	0	5,981,245	0	0	0	0	0	5,981,245
SL -STP, AREAS <= 200K	0	850,965	0	0	0	0	0	850,965
SN -STP, MANDATORY NON-URBAN <= 5K	0	296,752	0	0	0	0	0	296,752
ENVIRONMENTAL MANAGED BY FDOT								
SA -STP, ANY AREA	29,999	0	0	0	0	0	0	29,999
SN -STP, MANDATORY NON-URBAN <= 5K	0	70,000	0	0	0	0	0	70,000
Item 439431 1 Totals:	157,663	9,924,727	0	0	0	0	0	10,082,390
Project Total:	157,663	9,924,727	0	0	0	0	0	10,082,390

Fund	<2022	2022	2023	2024	2025	2026	>2026	All Years
Item Number: 440445 1 Project Description: CR 835 FROM OBERN RD TO KT GROVE RD*NON-SIS*								
District: 01 County: HENDRY Type of Work: WIDEN/RESURFACE EXIST LANES Project Length: 2.470 HRTPO 2045 LRTP Page B.2								
CONSTRUCTION MANAGED BY HENDRY COUNTY ENGINEERING								
GRSC -GROWTH MANAGEMENT FOR SCOP	0	0	2,199,952	0	0	0	0	2,199,952
SCRA -SMALL COUNTY RESURFACING	0	0	746,888	0	0	0	0	746,888
Item 440445 1 Totals:	0	0	2,946,840	0	0	0	0	2,946,840
Project Total:	0	0	2,946,840	0	0	0	0	2,946,840

Fund	<2022	2022	2023	2024	2025	2026	>2026	All Years
Item Number: 442020 1 Project Description: SONORA AVE FROM WC OWEN AVE TO CLEWISTON HIGH SCHOOL*NON-SIS*								
District: 01 County: HENDRY Type of Work: SIDEWALK Project Length: .843 HRTPO 2045 LRTP Page B.2								
PRELIMINARY ENGINEERING MANAGED BY HENDRY COUNTY ENGINEERING								
TALN -TRANSPORTATION ALTS- < 5K	0	0	48,105	0	0	0	0	48,105
TALT -TRANSPORTATION ALTS- ANY AREA	0	0	2,729	0	0	0	0	2,729
CONSTRUCTION MANAGED BY HENDRY COUNTY ENGINEERING								
TALN -TRANSPORTATION ALTS- < 5K	0	0	0	0	185,322	0	0	185,322
TALT -TRANSPORTATION ALTS- ANY AREA	0	0	0	0	31,620	0	0	31,620
Item 442020 1 Totals:	0	0	50,834	0	216,942	0	0	267,776
Project Total:	0	0	50,834	0	216,942	0	0	267,776

Fund	<2022	2022	2023	2024	2025	2026	>2026	All Years
Item Number: 442021 1 Project Description: COLLINGSWOOD PARKWAY FROM NE EUCALYPTUS BLVD TO SR 80*NON-SIS*								
District: 01 County: HENDRY Type of Work: SIDEWALK Project Length: .327 HRTPO 2045 LRTP Page B.2								
PRELIMINARY ENGINEERING MANAGED BY HENDRY COUNTY ENGINEERING								
SN -STP, MANDATORY NON-URBAN <= 5K	0	0	10,979	0	0	0	0	10,979
TALN -TRANSPORTATION ALTS- < 5K	0	0	12,177	0	0	0	0	12,177
CONSTRUCTION MANAGED BY HENDRY COUNTY ENGINEERING								
TALN -TRANSPORTATION ALTS- < 5K	0	0	0	0	62,862	0	0	62,862
TALT -TRANSPORTATION ALTS- ANY AREA	0	0	0	0	34,896	0	0	34,896
Item 442021 1 Totals:	0	0	23,156	0	97,758	0	0	120,914
Project Total:	0	0	23,156	0	97,758	0	0	120,914

Fund	<2022	2022	2023	2024	2025	2026	>2026	All Years
Item Number: 442024 1 Project Description: NW RAINTREE BLVD FROM E COWBOY WAY(CR 80A) TO CEDARWOOD PARKWAY*NON-SIS*								
District: 01 County: HENDRY Type of Work: SIDEWALK Project Length: 1.098 HRTPO 2045 LRTP Page B.2								
PRELIMINARY ENGINEERING MANAGED BY HENDRY COUNTY ENGINEERING								
TALN -TRANSPORTATION ALTS- < 5K	0	0	25,285	0	0	0	0	25,285

TALT -TRANSPORTATION ALTS- ANY AREA	0	0	37,375	0	0	0	0	37,375
CONSTRUCTION MANAGED BY HENDRY COUNTY ENGINEERING								
TALN -TRANSPORTATION ALTS- < 5K	0	0	0	0	107,620	0	0	107,620
TALT -TRANSPORTATION ALTS- ANY AREA	0	0	0	0	160,573	0	0	160,573
Item 442024 1 Totals:	0	0	62,660	0	268,193	0	0	330,853
Project Total:	0	0	62,660	0	268,193	0	0	330,853

Fund	<2022	2022	2023	2024	2025	2026	>2026	All Years
Item Number: 444322 1 Project Description: NE RAINTREE BLVD FROM CEDARWOOD PARKWAY TO EAST COWBOY WAY*NON-SIS*								
District: 01 County: HENDRY Type of Work: SIDEWALK Project Length: 1.077 HRTPO 2045 LRTP Page B.2								
PRELIMINARY ENGINEERING MANAGED BY HENDRY COUNTY ENGINEERING								
TALN -TRANSPORTATION ALTS- < 5K	0	0	0	5,336	0	0	0	5,336
TALT -TRANSPORTATION ALTS- ANY AREA	0	0	0	54,871	0	0	0	54,871
CONSTRUCTION MANAGED BY HENDRY COUNTY ENGINEERING								
TALT -TRANSPORTATION ALTS- ANY AREA	0	0	0	0	0	257,562	0	257,562
Item 444322 1 Totals:	0	0	0	60,207	0	257,562	0	317,769
Project Total:	0	0	0	60,207	0	257,562	0	317,769

Fund	<2022	2022	2023	2024	2025	2026	>2026	All Years
Item Number: 445064 1 Project Description: CR 835 FROM CR 833 TO S OF US 27*NON-SIS*								
District: 01 County: HENDRY Type of Work: WIDEN/RESURFACE EXIST LANES Project Length: 2.100 HRTPO 2045 LRTP Page B.2								
CONSTRUCTION MANAGED BY HENDRY COUNTY ENGINEERING								
GRSC -GROWTH MANAGEMENT FOR SCOP	0	0	0	1,112,560	0	0	0	1,112,560
SCWR -2015 SB2514A-SMALL CO OUTREACH	0	0	0	1,418,636	0	0	0	1,418,636
Item 445064 1 Totals:	0	0	0	2,531,196	0	0	0	2,531,196
Project Total:	0	0	0	2,531,196	0	0	0	2,531,196

Fund	<2022	2022	2023	2024	2025	2026	>2026	All Years
Item Number: 445069 1 Project Description: CR 720 FROM US 27 TO GLADES COUNTY LINE*NON-SIS*								
District: 01 County: HENDRY Type of Work: RESURFACING Project Length: 1.011 HRTPO 2045 LRTP Page B.2								
CONSTRUCTION MANAGED BY HENDRY COUNTY ENGINEERING								
SCRA -SMALL COUNTY RESURFACING	0	0	0	1,064,549	0	0	0	1,064,549
Item 445069 1 Totals:	0	0	0	1,064,549	0	0	0	1,064,549
Project Total:	0	0	0	1,064,549	0	0	0	1,064,549

Fund	<2022	2022	2023	2024	2025	2026	>2026	All Years
Item Number: 445072 1 Project Description: CR 835 FROM 27.8 MI S OF US 27 TO 26.8 MI S OF US 27*NON-SIS*								
District: 01 County: HENDRY Type of Work: WIDEN/RESURFACE EXIST LANES Project Length: 1.000 HRTPO 2045 LRTP Page B.2								
CONSTRUCTION MANAGED BY HENDRY COUNTY ENGINEERING								
GRSC -GROWTH MANAGEMENT FOR SCOP	0	0	1,360,125	0	0	0	0	1,360,125
Item 445072 1 Totals:	0	0	1,360,125	0	0	0	0	1,360,125
Project Total:	0	0	1,360,125	0	0	0	0	1,360,125

Fund	<2022	2022	2023	2024	2025	2026	>2026	All Years
Item Number: 446228 1 Project Description: SR25 (US27) FROM PALM BEACH COUNTY TO EAST OF SAN DIEGO ST*SIS*								
District: 01 County: HENDRY Type of Work: RESURFACING Project Length: 2.193 HRTPO 2045 LRTP Page B.2								
PRELIMINARY ENGINEERING MANAGED BY FDOT								
DIH -STATE IN-HOUSE PRODUCT SUPPORT	1,000	0	0	0	0	0	0	1,000
CONSTRUCTION MANAGED BY FDOT								
DDR -DISTRICT DEDICATED REVENUE	0	0	0	3,827,427	0	0	0	3,827,427
DIH -STATE IN-HOUSE PRODUCT SUPPORT	0	0	0	5,415	0	0	0	5,415
Item 446228 1 Totals:	1,000	0	0	3,832,842	0	0	0	3,833,842
Project Total:	1,000	0	0	3,832,842	0	0	0	3,833,842

Fund	<2022	2022	2023	2024	2025	2026	>2026	All Years
Item Number: 446307 1 Project Description: COWBOY WAY FROM SR 80 TO EAST OF AMANDA ST*NON-SIS*								
District: 01 County: HENDRY Type of Work: SIDEWALK Project Length: .566 HRTPO 2045 LRTP Page B.2								
PRELIMINARY ENGINEERING MANAGED BY HENDRY COUNTY ENGINEERING								
TALL -TRANSPORTATION ALTS- <200K	0	0	0	0	16,103	0	0	16,103
TALT -TRANSPORTATION ALTS- ANY AREA	0	0	0	0	98,106	0	0	98,106
Item 446307 1 Totals:	0	0	0	0	114,209	0	0	114,209
Project Total:	0	0	0	0	114,209	0	0	114,209

Fund	<2022	2022	2023	2024	2025	2026	>2026	All Years
Item Number: 446330 1 Project Description: CR 78 FROM HIDDEN HAMMOCK DR TO KIRBY THOMPSON RD*NON-SIS*								
District: 01 County: HENDRY Type of Work: WIDEN/RESURFACE EXIST LANES Project Length: 1.395 HRTPO 2045 LRTP Page B.2								
CONSTRUCTION MANAGED BY HENDRY COUNTY ENGINEERING								
GRSC -GROWTH MANAGEMENT FOR SCOP	0	475,831	0	0	0	0	0	475,831
SCED -2012 SB1998-SMALL CO OUTREACH	0	87,720	0	0	0	0	0	87,720
SCOP -SMALL CO OUTREACH PROGRAM	0	171,733	0	0	0	0	0	171,733
SCWR -2015 SB2514A-SMALL CO OUTREACH	0	279,480	0	0	0	0	0	279,480
Item 446330 1 Totals:	0	1,014,764	0	0	0	0	0	1,014,764
Project Total:	0	1,014,764	0	0	0	0	0	1,014,764

Fund	<2022	2022	2023	2024	2025	2026	>2026	All Years
Item Number: 446388 1 Project Description: HENDRY ISLES BLVD FROM ARCADIA AVE TO SR80*NON-SIS*								
District: 01 County: HENDRY Type of Work: RESURFACING Project Length: 2.538 HRTPO 2045 LRTP Page B.2								
CONSTRUCTION MANAGED BY HENDRY COUNTY ENGINEERING								
GRSC -GROWTH MANAGEMENT FOR SCOP	0	0	0	495,969	0	0	0	495,969
SCED -2012 SB1998-SMALL CO OUTREACH	0	0	0	1,666,667	0	0	0	1,666,667
Item 446388 1 Totals:	0	0	0	2,162,636	0	0	0	2,162,636
Project Total:	0	0	0	2,162,636	0	0	0	2,162,636

Fund	<2022	2022	2023	2024	2025	2026	>2026	All Years
Item Number: 447287 1 Project Description: SR 25 / SR 80 (US 27) FROM INDUSTRIAL CANAL TO SAGAMORE*SIS*								
District: 01 County: HENDRY Type of Work: RIGID PAVEMENT RECONSTRUCTION Project Length: 1.354 HRTPO 2045 LRTP Page B.2								
PRELIMINARY ENGINEERING MANAGED BY FDOT								
CM -CONGESTION MITIGATION - AQ	0	0	0	62,943	0	0	0	62,943
DDR -DISTRICT DEDICATED REVENUE	0	0	0	42,750	0	0	0	42,750
DS -STATE PRIMARY HIGHWAYS & PTO	0	0	0	944,106	0	0	0	944,106
SL -STP, AREAS <= 200K	0	0	0	950,201	0	0	0	950,201
CONSTRUCTION MANAGED BY FDOT								
ACNP -ADVANCE CONSTRUCTION NHPP	0	0	0	0	0	8,628,585	0	8,628,585
DIH -STATE IN-HOUSE PRODUCT SUPPORT	0	0	0	0	0	1,148	0	1,148
SA -STP, ANY AREA	0	0	0	0	0	592,220	0	592,220
SL -STP, AREAS <= 200K	0	0	0	0	0	3,675,881	0	3,675,881
Item 447287 1 Totals:	0	0	0	2,000,000	0	12,897,834	0	14,897,834
Project Total:	0	0	0	2,000,000	0	12,897,834	0	14,897,834

Fund	<2022	2022	2023	2024	2025	2026	>2026	All Years
Item Number: 447878 1 Project Description: SR 80 FROM CAPTAIN HENDRY DR TO E OF FORREY DR*SIS*								
District: 01 County: HENDRY Type of Work: MEDIAN MODIFICATION Project Length: 2.766 HRTPO 2045 LRTP Page B.2								
PRELIMINARY ENGINEERING MANAGED BY FDOT								
ACSS -ADVANCE CONSTRUCTION (SS,HSP)	0	563,300	0	0	0	0	0	563,300
Item 447878 1 Totals:	0	563,300	0	0	0	0	0	563,300
Project Total:	0	563,300	0	0	0	0	0	563,300

Fund	<2022	2022	2023	2024	2025	2026	>2026	All Years
Item Number: 448030 1 Project Description: CENTRAL ELEMENTARY - SRTS*NON-SIS*								
District: 01 County: HENDRY Type of Work: SIDEWALK Project Length: .000 HRTPO 2045 LRTP Page B.2								
PRELIMINARY ENGINEERING MANAGED BY FDOT								
SR2T -SAFE ROUTES - TRANSFER	0	0	0	0	206,480	0	0	206,480
Item 448030 1 Totals:	0	0	0	0	206,480	0	0	206,480
Project Total:	0	0	0	0	206,480	0	0	206,480

Fund	<2022	2022	2023	2024	2025	2026	>2026	All Years
Item Number: 448418 1 Project Description: 11TH ST FROM MISSISSIPPI AVE TO HARLEM ACADEMY BLVD*NON-SIS*								
District: 01 County: HENDRY Type of Work: SIDEWALK Project Length: .320 HRTPO 2045 LRTP Page B.2								
PRELIMINARY ENGINEERING MANAGED BY HENDRY COUNTY ENGINEERING								
TALL -TRANSPORTATION ALTS- <200K	0	0	0	0	0	75,805	0	75,805
TALT -TRANSPORTATION ALTS- ANY AREA	0	0	0	0	0	12,475	0	12,475
Item 448418 1 Totals:	0	0	0	0	0	88,280	0	88,280
Project Total:	0	0	0	0	0	88,280	0	88,280

Fund	<2022	2022	2023	2024	2025	2026	>2026	All Years
Item Number: 448419 1 Project Description: FORREY DR FROM COWBOY WAY TO SR 80*NON-SIS*								
District: 01 County: HENDRY Type of Work: SIDEWALK Project Length: 1.025 HRTPO 2045 LRTP Page B.2								
PRELIMINARY ENGINEERING MANAGED BY HENDRY COUNTY ENGINEERING								
TALL -TRANSPORTATION ALTS- <200K	0	0	0	0	0	110,599	0	110,599
Item 448419 1 Totals:	0	0	0	0	0	110,599	0	110,599
Project Total:	0	0	0	0	0	110,599	0	110,599

Fund	<2022	2022	2023	2024	2025	2026	>2026	All Years
Item Number: 448420 1 Project Description: HARLEM ACADEMY BLVD FROM 12TH ST TO 13TH ST*NON-SIS*								
District: 01 County: HENDRY Type of Work: SIDEWALK Project Length: .148 HRTPO 2045 LRTP Page B.2								
PRELIMINARY ENGINEERING MANAGED BY HENDRY COUNTY ENGINEERING								
TALL -TRANSPORTATION ALTS- <200K	0	0	0	0	0	70,469	0	70,469
Item 448420 1 Totals:	0	0	0	0	0	70,469	0	70,469
Project Total:	0	0	0	0	0	70,469	0	70,469

Fund	<2022	2022	2023	2024	2025	2026	>2026	All Years
Item Number: 448425 1 Project Description: CR 835 FROM HOOKERS POINT RD TO DAVIDSON RD*NON-SIS*								
District: 01 County: HENDRY Type of Work: SIDEWALK Project Length: .033 HRTPO 2045 LRTP Page B.2								
PRELIMINARY ENGINEERING MANAGED BY HENDRY COUNTY ENGINEERING								
TALT -TRANSPORTATION ALTS- ANY AREA	0	0	0	0	0	82,798	0	82,798
Item 448425 1 Totals:	0	0	0	0	0	82,798	0	82,798
Project Total:	0	0	0	0	0	82,798	0	82,798

Fund	<2022	2022	2023	2024	2025	2026	>2026	All Years
Item Number: 448744 1 Project Description: CR 78 FROM LEE COUNTY TOWEST OF HIDDEN HAMMCOK DR*NON-SIS*								
District: 01 County: HENDRY Type of Work: ROAD RECONSTRUCTION - 2 LANE Project Length: 1.800 HRTPO 2045 LRTP Page B.2								
CONSTRUCTION RESPONSIBLE AGENCY HENDRY COUNTY ENGINEERING								
GRSC -GROWTH MANAGEMENT FOR SCOP	0	0	0	0	1,172,698	0	0	1,172,698
SCOP -SMALL CO OUTREACH PROGRAM	0	0	0	0	1,169,244	0	0	1,169,244
Item 448744 1 Totals:	0	0	0	0	2,341,942	0	0	2,341,942
Project Total:	0	0	0	0	2,341,942	0	0	2,341,942

Fund	<2022	2022	2023	2024	2025	2026	>2026	All Years
Item Number: 448745 1 Project Description: FORT DENAUD RD FROM SR 80 TO HUGGESTTS RD*NON-SIS*								
District: 01 County: HENDRY Type of Work: ROAD RECONSTRUCTION - 2 LANE Project Length: .745 HRTPO 2045 LRTP Page B.2								
CONSTRUCTION RESPONSIBLE AGENCY HENDRY COUNTY ENGINEERING								
SCRA -SMALL COUNTY RESURFACING	0	0	0	0	367,018	0	0	367,018
Item 448745 1 Totals:	0	0	0	0	367,018	0	0	367,018
Project Total:	0	0	0	0	367,018	0	0	367,018

Highlands County

Fund	<2022	2022	2023	2024	2025	2026	>2026	All Years
Item Number: 412671 1 Project Description: HIGHLANDS COUNTY TRAFFIC SIGNALS REIMBURSEMENT*SIS*								
District: 01 County: HIGHLANDS Type of Work: TRAFFIC SIGNALS Project Length: 11.573 HRTPO 2045 LRTP Page B.2								
OPERATIONS RESPONSIBLE AGENCY HIGHLANDS COUNTY BOCC								
DDR -DISTRICT DEDICATED REVENUE	1,021,477	200,573	211,898	218,255	224,802	0	0	1,877,005
Item 412671 1 Totals:	1,021,477	200,573	211,898	218,255	224,802	0	0	1,877,005
Project Total:	1,021,477	200,573	211,898	218,255	224,802	0	0	1,877,005

Fund	<2022	2022	2023	2024	2025	2026	>2026	All Years
Item Number: 414506 1 Project Description: SR 70 FROM JEFFERSON AVE TO CR 29*SIS*								
District: 01 County: HIGHLANDS Type of Work: PD&E/EMO STUDY Project Length: 13.014 HRTPO 2045 LRTP Page 10.3								
P D & E MANAGED BY FDOT								
-TOTAL OUTSIDE YEARS	1,757,639	0	0	0	0	0	0	1,757,639
Item 414506 1 Totals:	1,757,639	0	0	0	0	0	0	1,757,639

Item Number: 414506 5 Project Description: SR 70 FROM CR 29 TO LONESOME ISLAND ROAD*SIS*								
District: 01 County: HIGHLANDS Type of Work: PD&E/EMO STUDY Project Length: 4.318 HRTPO 2045 LRTP Page 10.3								
P D & E MANAGED BY FDOT								
-TOTAL OUTSIDE YEARS	1,468,274	0	0	0	0	0	0	1,468,274
Item 414506 5 Totals:	1,468,274	0	0	0	0	0	0	1,468,274

Item Number: 414506 6 Project Description: SR 70 FROM CR 29 TO LONESOME ISLAND ROAD*SIS*								
District: 01 County: HIGHLANDS Type of Work: RESURFACING Project Length: 4.383 HRTPO 2045 LRTP Page 10.3								
PRELIMINARY ENGINEERING MANAGED BY FDOT								
-TOTAL OUTSIDE YEARS	94,603	0	0	0	0	0	0	94,603
CONSTRUCTION MANAGED BY FDOT								
-TOTAL OUTSIDE YEARS	2,390,028	0	0	0	0	0	0	2,390,028
Item 414506 6 Totals:	2,484,631	0	0	0	0	0	0	2,484,631
Project Total:	5,710,544	0	0	0	0	0	0	5,710,544

Fund	<2022	2022	2023	2024	2025	2026	>2026	All Years
Item Number: 414511 1 Project Description: US 98 FROM US 27 TO E OF AIRPORT ROAD*NON-SIS*								
District: 01 County: HIGHLANDS Type of Work: PD&E EMO STUDY Project Length: 4.634 HRTPO 2045 LRTP Page 10.3								
P D & E MANAGED BY FDOT								
-TOTAL OUTSIDE YEARS	1,434,508	0	0	0	0	0	0	1,434,508
Item 414511 1 Totals:	1,434,508	0	0	0	0	0	0	1,434,508

Item Number: 414511 2 Project Description: SR 700 (US 98) FROM US 27 TO AIRPORT ROAD*NON-SIS*								
District: 01 County: HIGHLANDS Type of Work: ADD LANES & RECONSTRUCT Project Length: 4.634 HRTPO 2045 LRTP Page 10.3								
PRELIMINARY ENGINEERING MANAGED BY FDOT								
ACSN -ADVANCE CONSTRUCTION (SN)	1,141,771	0	0	0	0	0	0	1,141,771
GFSN -GF STPBG <5K (RURAL)	121,028	0	0	0	0	0	0	121,028
SN -STP, MANDATORY NON-URBAN <= 5K	755,739	0	0	0	0	0	0	755,739
RIGHT OF WAY MANAGED BY FDOT								
DDR -DISTRICT DEDICATED REVENUE	0	0	0	0	0	876,989	8,941,364	9,818,353
DIH -STATE IN-HOUSE PRODUCT SUPPORT	0	0	0	0	95,000	380,000	475,000	950,000
SL -STP, AREAS <= 200K	0	0	0	0	0	0	2,347,700	2,347,700
SN -STP, MANDATORY NON-URBAN <= 5K	0	0	0	0	0	1,355,361	0	1,355,361
TRIP -TRANS REGIONAL INCENTIVE PROGM	0	0	0	0	0	0	1,096,309	1,096,309
TRWR -2015 SB2514A-TRAN REG INCT PRG	0	0	0	0	0	0	1,156,639	1,156,639
RAILROAD & UTILITIES MANAGED BY FDOT								
-UNFUNDED	0	0	0	0	0	0	2,150,000	2,150,000
CONSTRUCTION MANAGED BY FDOT								
-UNFUNDED	0	0	0	0	0	0	36,594,796	36,594,796
Item 414511 2 Totals:	2,018,538	0	0	0	95,000	2,612,350	52,761,808	57,487,696
Project Total:	3,453,046	0	0	0	95,000	2,612,350	52,761,808	58,922,204

Fund	<2022	2022	2023	2024	2025	2026	>2026	All Years
Item Number: 435067 1 Project Description: MEMORIAL DRIVE FROM POMPANO DR TO SEBRING PARKWAY*NON-SIS*								
District: 01 County: HIGHLANDS Type of Work: SIDEWALK Project Length: 1.396 HRTPO 2045 LRTP Page B.2								
PRELIMINARY ENGINEERING MANAGED BY FDOT								
SL -STP, AREAS <= 200K	4,620	0	0	0	0	0	0	4,620
PRELIMINARY ENGINEERING MANAGED BY HIGHLANDS COUNTY BoCC								
SL -STP, AREAS <= 200K	160,414	0	0	0	0	0	0	160,414
CONSTRUCTION MANAGED BY HIGHLANDS COUNTY BoCC								
ACSL -ADVANCE CONSTRUCTION (SL)	0	1,047,915	0	0	0	0	0	1,047,915
SL -STP, AREAS <= 200K	0	97,999	0	0	0	0	0	97,999
TALL -TRANSPORTATION ALTS- <200K	0	11,159	0	0	0	0	0	11,159
TALT -TRANSPORTATION ALTS- ANY AREA	0	204,383	0	0	0	0	0	204,383
Item 435067 1 Totals:	165,034	1,361,456	0	0	0	0	0	1,526,490
Project Total:	165,034	1,361,456	0	0	0	0	0	1,526,490

Fund	<2022	2022	2023	2024	2025	2026	>2026	All Years
Item Number: 436502 1 Project Description: SR 700 (US 98) AT ARBUCKLE CREEK RD*NON-SIS*								
District: 01 County: HIGHLANDS Type of Work: ADD TURN LANE(S) Project Length: .250 HRTPO 2045 LRTP Page B.2								
PRELIMINARY ENGINEERING MANAGED BY FDOT								
DS -STATE PRIMARY HIGHWAYS & PTO	38,697	0	0	0	0	0	0	38,697
SN -STP, MANDATORY NON-URBAN <= 5K	254,561	0	0	0	0	0	0	254,561
CONSTRUCTION MANAGED BY FDOT								
DDR -DISTRICT DEDICATED REVENUE	0	13,238	0	0	0	0	0	13,238
DS -STATE PRIMARY HIGHWAYS & PTO	0	224,185	0	0	0	0	0	224,185
SL -STP, AREAS <= 200K	0	18,845	0	0	0	0	0	18,845
SN -STP, MANDATORY NON-URBAN <= 5K	0	691,840	0	0	0	0	0	691,840
Item 436502 1 Totals:	293,258	948,108	0	0	0	0	0	1,241,366
Project Total:	293,258	948,108	0	0	0	0	0	1,241,366

Fund	<2022	2022	2023	2024	2025	2026	>2026	All Years
Item Number: 437732 1 Project Description: SR 25 (US 27) FROM HIGHLANDS AVE TO SPARROW AVE*SIS*								
District: 01 County: HIGHLANDS Type of Work: LIGHTING Project Length: 4.138 HRTPO 2045 LRTP Page B.2								
PRELIMINARY ENGINEERING MANAGED BY FDOT								
ACSL -ADVANCE CONSTRUCTION (SL)	209,603	0	0	0	0	0	0	209,603
SL -STP, AREAS <= 200K	901,001	0	0	0	0	0	0	901,001
CONSTRUCTION MANAGED BY FDOT								
DDR -DISTRICT DEDICATED REVENUE	0	0	0	0	534,494	0	0	534,494
DIH -STATE IN-HOUSE PRODUCT SUPPORT	0	0	0	0	5,575	0	0	5,575
SL -STP, AREAS <= 200K	0	0	0	0	4,919,628	0	0	4,919,628
ENVIRONMENTAL MANAGED BY FDOT								
TALT -TRANSPORTATION ALTS- ANY AREA	0	0	30,000	50,000	0	0	0	80,000
Item 437732 1 Totals:	1,110,604	0	30,000	50,000	5,459,697	0	0	6,650,301
Project Total:	1,110,604	0	30,000	50,000	5,459,697	0	0	6,650,301

Fund	<2022	2022	2023	2024	2025	2026	>2026	All Years
Item Number: 438054 1 Project Description: SR 17/CORNELL ST FROM CR 17A TRUCK ROUTE TO MEMORIAL DRIVE*NON-SIS*								
District: 01 County: HIGHLANDS Type of Work: SIDEWALK Project Length: .750 HRTPO 2045 LRTP Page B.2								
PRELIMINARY ENGINEERING MANAGED BY FDOT								
ACSA -ADVANCE CONSTRUCTION (SA)	155,690	0	0	0	0	0	0	155,690
SL -STP, AREAS <= 200K	13,175	0	0	0	0	0	0	13,175
TALL -TRANSPORTATION ALTS- <200K	114,889	0	0	0	0	0	0	114,889
CONSTRUCTION MANAGED BY FDOT								
DDR -DISTRICT DEDICATED REVENUE	0	0	0	17,668	0	0	0	17,668
DIH -STATE IN-HOUSE PRODUCT SUPPORT	0	0	0	10,830	0	0	0	10,830
SL -STP, AREAS <= 200K	0	0	0	197,325	0	0	0	197,325
TALT -TRANSPORTATION ALTS- ANY AREA	0	0	0	841,929	0	0	0	841,929
ENVIRONMENTAL MANAGED BY FDOT								
SL -STP, AREAS <= 200K	0	20,000	0	0	0	0	0	20,000
TALT -TRANSPORTATION ALTS- ANY AREA	0	0	50,000	0	0	0	0	50,000
Item 438054 1 Totals:	283,754	20,000	50,000	1,067,752	0	0	0	1,421,506
Project Total:	283,754	20,000	50,000	1,067,752	0	0	0	1,421,506

Fund	<2022	2022	2023	2024	2025	2026	>2026	All Years
Item Number: 438055 1 Project Description: SR 17 FROM EVANGELINE AVENUE TO RIALTO AVENUE*NON-SIS*								
District: 01 County: HIGHLANDS Type of Work: SIDEWALK Project Length: .858 HRTPO 2045 LRTP Page B.2								
PRELIMINARY ENGINEERING MANAGED BY FDOT								
DS -STATE PRIMARY HIGHWAYS & PTO	1,342	0	0	0	0	0	0	1,342
SL -STP, AREAS <= 200K	228,356	0	0	0	0	0	0	228,356
CONSTRUCTION MANAGED BY FDOT								
DDR -DISTRICT DEDICATED REVENUE	0	0	0	589,206	0	0	0	589,206
DIH -STATE IN-HOUSE PRODUCT SUPPORT	0	0	0	10,830	0	0	0	10,830
SL -STP, AREAS <= 200K	0	0	0	354,900	0	0	0	354,900
ENVIRONMENTAL MANAGED BY FDOT								
SL -STP, AREAS <= 200K	0	20,000	0	0	0	0	0	20,000
TALT -TRANSPORTATION ALTS- ANY AREA	0	0	50,000	0	0	0	0	50,000
Item 438055 1 Totals:	229,698	20,000	50,000	954,936	0	0	0	1,254,634
Project Total:	229,698	20,000	50,000	954,936	0	0	0	1,254,634

Fund	<2022	2022	2023	2024	2025	2026	>2026	All Years
Item Number: 439827 1 Project Description: SR 25 (US 27) FROM S OF SR 70 TO N OF SR 70*SIS*								
District: 01 County: HIGHLANDS Type of Work: INTERSECTION IMPROVEMENT Project Length: .893 HRTPO 2045 LRTP Page B.2								
PRELIMINARY ENGINEERING MANAGED BY FDOT								
DIH -STATE IN-HOUSE PRODUCT SUPPORT	27,838	0	0	0	0	0	0	27,838
DS -STATE PRIMARY HIGHWAYS & PTO	982,505	0	0	0	0	0	0	982,505
CONSTRUCTION MANAGED BY FDOT								
ACNP -ADVANCE CONSTRUCTION NHPP	0	3,614,818	0	0	0	0	0	3,614,818
ACSA -ADVANCE CONSTRUCTION (SA)	0	1,183,989	0	0	0	0	0	1,183,989
DS -STATE PRIMARY HIGHWAYS & PTO	942	1,904,360	0	0	0	0	0	1,905,302
SN -STP, MANDATORY NON-URBAN <= 5K	0	1,015,257	0	0	0	0	0	1,015,257
STED -2012 SB1998-STRATEGIC ECON COR	0	1,026,000	0	0	0	0	0	1,026,000
ENVIRONMENTAL MANAGED BY FDOT								
SN -STP, MANDATORY NON-URBAN <= 5K	0	50,000	0	0	0	0	0	50,000
TALN -TRANSPORTATION ALTS- < 5K	20,000	0	0	0	0	0	0	20,000
Item 439827 1 Totals:	1,031,285	8,794,424	0	0	0	0	0	9,825,709
Project Total:	1,031,285	8,794,424	0	0	0	0	0	9,825,709

Fund	<2022	2022	2023	2024	2025	2026	>2026	All Years
Item Number: 441055 1 Project Description: N RIDGEWOOD DR (SR 17) INTERSECTION LIGHTING RETROFIT*NON-SIS*								
District: 01 County: HIGHLANDS Type of Work: LIGHTING Project Length: .200 HRTPO 2045 LRTP Page B.2								
PRELIMINARY ENGINEERING MANAGED BY FDOT								
ACSS -ADVANCE CONSTRUCTION (SS,HSP)	10,000	0	0	0	0	0	0	10,000
DS -STATE PRIMARY HIGHWAYS & PTO	32,194	0	0	0	0	0	0	32,194
CONSTRUCTION MANAGED BY FDOT								
ACSS -ADVANCE CONSTRUCTION (SS,HSP)	0	101,624	0	0	0	0	0	101,624
DDR -DISTRICT DEDICATED REVENUE	0	28,668	0	0	0	0	0	28,668
DIH -STATE IN-HOUSE PRODUCT SUPPORT	0	1,026	0	0	0	0	0	1,026
DS -STATE PRIMARY HIGHWAYS & PTO	0	69,768	0	0	0	0	0	69,768
ENVIRONMENTAL MANAGED BY FDOT								
ACSA -ADVANCE CONSTRUCTION (SA)	25,000	0	0	0	0	0	0	25,000
TALT -TRANSPORTATION ALTS- ANY AREA	0	30,000	0	0	0	0	0	30,000
Item 441055 1 Totals:	67,194	231,086	0	0	0	0	0	298,280
Project Total:	67,194	231,086	0	0	0	0	0	298,280

Fund	<2022	2022	2023	2024	2025	2026	>2026	All Years
Item Number: 441739 1 Project Description: SUN-N-LAKE BLVD FROM W OF COLUMBUS BLVD TO E OF COLUMBUS BLVD*NON-SIS*								
District: 01 County: HIGHLANDS Type of Work: SIDEWALK Project Length: .300 HRTPO 2045 LRTP Page B.2								
PRELIMINARY ENGINEERING MANAGED BY HIGHLANDS COUNTY BoCC								
SL -STP, AREAS <= 200K	36,893	0	0	0	0	0	0	36,893
CONSTRUCTION MANAGED BY HIGHLANDS COUNTY BOARD OF COUNT								
SL -STP, AREAS <= 200K	0	0	196,253	0	0	0	0	196,253
Item 441739 1 Totals:	36,893	0	196,253	0	0	0	0	233,146
Project Total:	36,893	0	196,253	0	0	0	0	233,146

Fund	<2022	2022	2023	2024	2025	2026	>2026	All Years
Item Number: 441923 1 Project Description: W INTERLAKE BLVD FROM CATFISH CREEK ROAD TO S TANGERINE DRIVE*NON-SIS*								
District: 01 County: HIGHLANDS Type of Work: SIDEWALK Project Length: .500 HRTPO 2045 LRTP Page B.2								
PRELIMINARY ENGINEERING MANAGED BY HIGHLANDS COUNTY BoCC								
SL -STP, AREAS <= 200K	0	0	1,000	0	0	0	0	1,000
TALL -TRANSPORTATION ALTS- <200K	0	0	26,377	0	0	0	0	26,377
TALT -TRANSPORTATION ALTS- ANY AREA	0	0	674	0	0	0	0	674
CONSTRUCTION MANAGED BY HIGHLANDS COUNTY BOARD OF COUNT								
TALL -TRANSPORTATION ALTS- <200K	0	0	0	0	3,572	0	0	3,572
TALT -TRANSPORTATION ALTS- ANY AREA	0	0	0	0	179,817	0	0	179,817
Item 441923 1 Totals:	0	0	28,051	0	183,389	0	0	211,440
Project Total:	0	0	28,051	0	183,389	0	0	211,440

Fund	<2022	2022	2023	2024	2025	2026	>2026	All Years
Item Number: 442122 1 Project Description: SR 25 (US 27) AT LAKE MIRROR*SIS*								
District: 01 County: HIGHLANDS Type of Work: INTERSECTION IMPROVEMENT Project Length: .194 HRTPO 2045 LRTP Page B.2								
PRELIMINARY ENGINEERING MANAGED BY FDOT								
ACID -ADV CONSTRUCTION SAFETY (HSID)	157,201	0	0	0	0	0	0	157,201
DS -STATE PRIMARY HIGHWAYS & PTO	8,690	0	0	0	0	0	0	8,690
HSP -SAFETY (HIWAY SAFETY PROGRAM)	96,256	0	0	0	0	0	0	96,256
SA -STP, ANY AREA	6,000	0	0	0	0	0	0	6,000
CONSTRUCTION MANAGED BY FDOT								
ACSS -ADVANCE CONSTRUCTION (SS,HSP)	0	312,022	0	0	0	0	0	312,022
DDR -DISTRICT DEDICATED REVENUE	0	248,837	0	0	0	0	0	248,837
DIH -STATE IN-HOUSE PRODUCT SUPPORT	0	1,026	0	0	0	0	0	1,026
DS -STATE PRIMARY HIGHWAYS & PTO	1,087	109,062	0	0	0	0	0	110,149
ENVIRONMENTAL MANAGED BY FDOT								
SA -STP, ANY AREA	25,000	0	0	0	0	0	0	25,000
TALT -TRANSPORTATION ALTS- ANY AREA	0	50,000	0	0	0	0	0	50,000
Item 442122 1 Totals:	294,234	720,947	0	0	0	0	0	1,015,181
Project Total:	294,234	720,947	0	0	0	0	0	1,015,181

Fund	<2022	2022	2023	2024	2025	2026	>2026	All Years
Item Number: 442124 1 Project Description: SR 25 (US 27) AT NORTHWOOD*SIS*								
District: 01 County: HIGHLANDS Type of Work: INTERSECTION IMPROVEMENT Project Length: .226 HRTPO 2045 LRTP Page B.2								
PRELIMINARY ENGINEERING MANAGED BY FDOT								
ACID -ADV CONSTRUCTION SAFETY (HSID)	151,911	0	0	0	0	0	0	151,911
DS -STATE PRIMARY HIGHWAYS & PTO	11,968	0	0	0	0	0	0	11,968
HSP -SAFETY (HIWAY SAFETY PROGRAM)	50,247	0	0	0	0	0	0	50,247
SA -STP, ANY AREA	1,000	0	0	0	0	0	0	1,000
SL -STP, AREAS <= 200K	5,000	0	0	0	0	0	0	5,000
CONSTRUCTION MANAGED BY FDOT								
ACSS -ADVANCE CONSTRUCTION (SS,HSP)	0	293,453	0	0	0	0	0	293,453
DDR -DISTRICT DEDICATED REVENUE	0	373,162	0	0	0	0	0	373,162
DIH -STATE IN-HOUSE PRODUCT SUPPORT	0	1,026	0	0	0	0	0	1,026
DS -STATE PRIMARY HIGHWAYS & PTO	0	70,704	0	0	0	0	0	70,704
Item 442124 1 Totals:	220,126	738,345	0	0	0	0	0	958,471
Project Total:	220,126	738,345	0	0	0	0	0	958,471

Fund	<2022	2022	2023	2024	2025	2026	>2026	All Years
Item Number: 442403 1 Project Description: SR 25 (US 27) FROM SOUTH OF SUN 'N LAKE TO NORTH OF SUN 'N LAKE*SIS*								
District: 01 County: HIGHLANDS Type of Work: ADD LEFT TURN LANE(S) Project Length: .156 HRTPO 2045 LRTP Page B.2								
PRELIMINARY ENGINEERING MANAGED BY FDOT								
DDR -DISTRICT DEDICATED REVENUE	0	0	26,277	0	0	0	0	26,277
SL -STP, AREAS <= 200K	0	0	173,721	0	0	0	0	173,721
Item 442403 1 Totals:	0	0	199,998	0	0	0	0	199,998
Project Total:	0	0	199,998	0	0	0	0	199,998

Fund	<2022	2022	2023	2024	2025	2026	>2026	All Years
Item Number: 442469 1 Project Description: CR 64 FROM S ANGELO LAKE RD TO E BUTLER RD*NON-SIS*								
District: 01 County: HIGHLANDS Type of Work: RESURFACING Project Length: 3.265 HRTPO 2045 LRTP Page B.2								
CONSTRUCTION MANAGED BY HIGHLANDS COUNTY BoCC								
SCRA -SMALL COUNTY RESURFACING	0	0	1,182,628	0	0	0	0	1,182,628
Item 442469 1 Totals:	0	0	1,182,628	0	0	0	0	1,182,628
Project Total:	0	0	1,182,628	0	0	0	0	1,182,628

Fund	<2022	2022	2023	2024	2025	2026	>2026	All Years
Item Number: 442765 1 Project Description: SR 25 (US 27) FROM S OF TOWER ST TO N OF TOWER ST*SIS*								
District: 01 County: HIGHLANDS Type of Work: RIGID PAVEMENT RECONSTRUCTION Project Length: .300 HRTPO 2045 LRTP Page B.2								
PRELIMINARY ENGINEERING MANAGED BY FDOT								
ACSA -ADVANCE CONSTRUCTION (SA)	445,503	0	0	0	0	0	0	445,503
ACSL -ADVANCE CONSTRUCTION (SL)	800,000	0	0	0	0	0	0	800,000
DIH -STATE IN-HOUSE PRODUCT SUPPORT	27,924	0	0	0	0	0	0	27,924
CONSTRUCTION MANAGED BY FDOT								
ACNP -ADVANCE CONSTRUCTION NHPP	0	0	0	3,344,688	0	0	0	3,344,688
DDR -DISTRICT DEDICATED REVENUE	0	0	0	1,333,183	0	0	0	1,333,183
DIH -STATE IN-HOUSE PRODUCT SUPPORT	0	0	0	54,150	0	0	0	54,150
DS -STATE PRIMARY HIGHWAYS & PTO	428	0	0	0	0	0	0	428
ENVIRONMENTAL MANAGED BY FDOT								
TALT -TRANSPORTATION ALTS- ANY AREA	0	0	0	100,000	0	0	0	100,000
Item 442765 1 Totals:	1,273,855	0	0	4,832,021	0	0	0	6,105,876
Project Total:	1,273,855	0	0	4,832,021	0	0	0	6,105,876

Fund	<2022	2022	2023	2024	2025	2026	>2026	All Years
Item Number: 444213 1 Project Description: SR 25 (US 27) AT S LAKEVIEW ROAD*SIS*								
District: 01 County: HIGHLANDS Type of Work: INTERSECTION IMPROVEMENT Project Length: .239 HRTPO 2045 LRTP Page B.2								
PRELIMINARY ENGINEERING MANAGED BY FDOT								
DS -STATE PRIMARY HIGHWAYS & PTO	5,262	0	0	0	0	0	0	5,262
HSP -SAFETY (HIWAY SAFETY PROGRAM)	298,442	0	0	0	0	0	0	298,442
SA -STP, ANY AREA	6,000	0	0	0	0	0	0	6,000
CONSTRUCTION MANAGED BY FDOT								
ACSS -ADVANCE CONSTRUCTION (SS,HSP)	0	780,754	0	0	0	0	0	780,754
DDR -DISTRICT DEDICATED REVENUE	0	535,482	0	0	0	0	0	535,482
DIH -STATE IN-HOUSE PRODUCT SUPPORT	0	1,026	0	0	0	0	0	1,026
ENVIRONMENTAL MANAGED BY FDOT								
DDR -DISTRICT DEDICATED REVENUE	20,000	0	0	0	0	0	0	20,000
Item 444213 1 Totals:	329,704	1,317,262	0	0	0	0	0	1,646,966
Project Total:	329,704	1,317,262	0	0	0	0	0	1,646,966

Fund	<2022	2022	2023	2024	2025	2026	>2026	All Years
Item Number: 445042 1 Project Description: SEBRING PKWY FROM SR 25 (US 27) TO SCENIC HIGHWAY*NON-SIS*								
District: 01 County: HIGHLANDS Type of Work: PAVEMENT ONLY RESURFACE (FLEX) Project Length: 1.290 HRTPO 2045 LRTP Page B.2								
CONSTRUCTION MANAGED BY HIGHLANDS COUNTY BoCC								
CIGP -COUNTY INCENTIVE GRANT PROGRAM	0	0	0	694,725	0	0	0	694,725
LFP -LOCAL FUNDS FOR PARTICIPATING	0	0	0	694,725	0	0	0	694,725
Item 445042 1 Totals:	0	0	0	1,389,450	0	0	0	1,389,450
Project Total:	0	0	0	1,389,450	0	0	0	1,389,450

Fund	<2022	2022	2023	2024	2025	2026	>2026	All Years
Item Number: 445063 1 Project Description: ARBUCKLE CREEK RD FROM ARBUCKLE CREEK BRIDGE TO RIVERDALE RD*NON-SIS*								
District: 01 County: HIGHLANDS Type of Work: RESURFACING Project Length: 2.961 HRTPO 2045 LRTP Page B.2								
CONSTRUCTION MANAGED BY HIGHLANDS COUNTY BoCC								
SCRA -SMALL COUNTY RESURFACING	0	0	0	1,733,626	0	0	0	1,733,626
Item 445063 1 Totals:	0	0	0	1,733,626	0	0	0	1,733,626
Project Total:	0	0	0	1,733,626	0	0	0	1,733,626

Fund	<2022	2022	2023	2024	2025	2026	>2026	All Years
Item Number: 445071 1 Project Description: MANATEE DR FROM SR 17 TO SEBRING PARKWAY PHASE III*NON-SIS*								
District: 01 County: HIGHLANDS Type of Work: WIDEN/RESURFACE EXIST LANES Project Length: 1.000 HRTPO 2045 LRTP Page B.2								
CONSTRUCTION MANAGED BY HIGHLANDS COUNTY BoCC								
SCED -2012 SB1998-SMALL CO OUTREACH	0	0	1,496,161	0	0	0	0	1,496,161
Item 445071 1 Totals:	0	0	1,496,161	0	0	0	0	1,496,161
Project Total:	0	0	1,496,161	0	0	0	0	1,496,161

Fund	<2022	2022	2023	2024	2025	2026	>2026	All Years
Item Number: 445073 1 Project Description: LAKE JOSEPHINE DR FROM ORANGE BLOSSOM BLVD TO E OF SENTINEL POINT*NON-SIS*								
District: 01 County: HIGHLANDS Type of Work: WIDEN/RESURFACE EXIST LANES Project Length: 1.930 HRTPO 2045 LRTP Page B.2								
Extra Description: SCOP AGREEMENT REQUIRED WITH HIGHLANDS COUNTY								
CONSTRUCTION MANAGED BY HIGHLANDS COUNTY BoCC								
GRSC -GROWTH MANAGEMENT FOR SCOP	0	0	0	908,849	0	0	0	908,849
SCRA -SMALL COUNTY RESURFACING	0	0	0	1,747,280	0	0	0	1,747,280
Item 445073 1 Totals:	0	0	0	2,656,129	0	0	0	2,656,129
Project Total:	0	0	0	2,656,129	0	0	0	2,656,129

Fund	<2022	2022	2023	2024	2025	2026	>2026	All Years
Item Number: 446207 1 Project Description: SR 25 (US 27) FROM SHORELINE DR TO DAVIS GAINES RD*SIS*								
District: 01 County: HIGHLANDS Type of Work: RESURFACING Project Length: 6.413 HRTPO 2045 LRTP Page B.2								
PRELIMINARY ENGINEERING MANAGED BY FDOT								
DDR -DISTRICT DEDICATED REVENUE	0	744,578	0	0	0	0	0	744,578
DIH -STATE IN-HOUSE PRODUCT SUPPORT	6,000	0	0	0	0	0	0	6,000
SN -STP, MANDATORY NON-URBAN <= 5K	0	1,479,522	0	0	0	0	0	1,479,522
CONSTRUCTION MANAGED BY FDOT								
DDR -DISTRICT DEDICATED REVENUE	0	0	0	2,585,740	0	0	0	2,585,740
DIH -STATE IN-HOUSE PRODUCT SUPPORT	0	0	0	5,415	0	0	0	5,415
DS -STATE PRIMARY HIGHWAYS & PTO	0	0	0	458,450	0	0	0	458,450
NHRE -NAT HWY PERFORM - RESURFACING	0	0	0	8,488,866	0	0	0	8,488,866
SN -STP, MANDATORY NON-URBAN <= 5K	0	0	0	797,432	0	0	0	797,432
Item 446207 1 Totals:	6,000	2,224,100	0	12,335,903	0	0	0	14,566,003
Project Total:	6,000	2,224,100	0	12,335,903	0	0	0	14,566,003

Fund	<2022	2022	2023	2024	2025	2026	>2026	All Years
Item Number: 446208 1 Project Description: SR 700 (US 98) FROM E OF CR 621 TO OKEECHOBEE CO LINE*NON-SIS*								
District: 01 County: HIGHLANDS Type of Work: PAVEMENT ONLY RESURFACE (FLEX) Project Length: 9.961 HRTPO 2045 LRTP Page B.2								
PRELIMINARY ENGINEERING MANAGED BY FDOT								
DIH -STATE IN-HOUSE PRODUCT SUPPORT	6,000	0	0	0	0	0	0	6,000
CONSTRUCTION MANAGED BY FDOT								
DDR -DISTRICT DEDICATED REVENUE	0	0	9,489,232	0	0	0	0	9,489,232
DIH -STATE IN-HOUSE PRODUCT SUPPORT	0	0	5,270	0	0	0	0	5,270
Item 446208 1 Totals:	6,000	0	9,494,502	0	0	0	0	9,500,502
Project Total:	6,000	0	9,494,502	0	0	0	0	9,500,502

Fund	<2022	2022	2023	2024	2025	2026	>2026	All Years
Item Number: 446306 1 Project Description: E O DOUGLAS AVE FROM MLK JR BLVD TO SCHOOL ST*NON-SIS*								
District: 01 County: HIGHLANDS Type of Work: BIKE PATH/TRAIL Project Length: .766 HRTPO 2045 LRTP Page B.2								
PRELIMINARY ENGINEERING MANAGED BY HIGHLANDS COUNTY BoCC								
TALT -TRANSPORTATION ALTS- ANY AREA	0	0	0	0	46,000	0	0	46,000
Item 446306 1 Totals:	0	0	0	0	46,000	0	0	46,000
Project Total:	0	0	0	0	46,000	0	0	46,000

Fund	<2022	2022	2023	2024	2025	2026	>2026	All Years
Item Number: 446319 1 Project Description: SEBRING PKWY FROM 90 DEGREE CURVE TO N RIDGEWOOD DRIVE*NON-SIS*								
District: 01 County: HIGHLANDS Type of Work: RESURFACING Project Length: 1.748 HRTPO 2045 LRTP Page B.2								
CONSTRUCTION MANAGED BY HIGHLANDS COUNTY BoCC								
CIGP -COUNTY INCENTIVE GRANT PROGRAM	0	0	0	1,332,378	0	0	0	1,332,378
LF -LOCAL FUNDS	0	0	0	1,332,378	0	0	0	1,332,378
Item 446319 1 Totals:	0	0	0	2,664,756	0	0	0	2,664,756

Item Number: 446319 2 Project Description: SEBRING PKWY FROM SCENIC HIGHWAY TO 90 DEGREE CURVE*NON-SIS*								
District: 01 County: HIGHLANDS Type of Work: RESURFACING Project Length: .902 HRTPO 2045 LRTP Page B.2								
CONSTRUCTION MANAGED BY HIGHLANDS COUNTY BoCC								
CIGP -COUNTY INCENTIVE GRANT PROGRAM	0	0	0	0	829,789	0	0	829,789
LF -LOCAL FUNDS	0	0	0	0	829,789	0	0	829,789
Item 446319 2 Totals:	0	0	0	0	1,659,578	0	0	1,659,578
Project Total:	0	0	0	2,664,756	1,659,578	0	0	4,324,334

Fund	<2022	2022	2023	2024	2025	2026	>2026	All Years
Item Number: 446322 1 Project Description: W COLLEGE DR FROM MEMORIAL DR TO SFSC ENTRANCES PHASE I*NON-SIS*								
District: 01 County: HIGHLANDS Type of Work: ADD LANES & RECONSTRUCT Project Length: .650 HRTPO 2045 LRTP Page 10.3								
CONSTRUCTION MANAGED BY HIGHLANDS COUNTY BoCC								
CIGP -COUNTY INCENTIVE GRANT PROGRAM	0	0	0	0	1,827,385	0	0	1,827,385
LF -LOCAL FUNDS	0	0	0	0	1,827,385	0	0	1,827,385
Item 446322 1 Totals:	0	0	0	0	3,654,770	0	0	3,654,770

Fund	<2022	2022	2023	2024	2025	2026	>2026	All Years
Item Number: 446322 2 Project Description: W COLLEGE DR FROM US 27 TO SFSC ENTRANCES PHASE II*NON-SIS*								
District: 01 County: HIGHLANDS Type of Work: ADD LANES & RECONSTRUCT Project Length: .770 HRTPO 2045 LRTP Page 10.3								
CONSTRUCTION RESPONSIBLE AGENCY HIGHLANDS COUNTY BoCC								
CIGP -COUNTY INCENTIVE GRANT PROGRAM	0	0	0	0	2,098,167	0	0	2,098,167
LF -LOCAL FUNDS	0	0	0	0	2,098,167	0	0	2,098,167
Item 446322 2 Totals:	0	0	0	0	4,196,334	0	0	4,196,334
Project Total:	0	0	0	0	7,851,104	0	0	7,851,104

Fund	<2022	2022	2023	2024	2025	2026	>2026	All Years
Item Number: 446366 1 Project Description: WEBSTER TURN DR FROM HAYWOOD TAYLOR BLVD TO BOEING AVE*NON-SIS*								
District: 01 County: HIGHLANDS Type of Work: RESURFACING Project Length: .329 HRTPO 2045 LRTP Page B.2								
CONSTRUCTION RESPONSIBLE AGENCY HIGHLANDS COUNTY BoCC								
GRSC -GROWTH MANAGEMENT FOR SCOP	0	0	495,308	0	0	0	0	495,308
Item 446366 1 Totals:	0	0	495,308	0	0	0	0	495,308
Project Total:	0	0	495,308	0	0	0	0	495,308

Fund	<2022	2022	2023	2024	2025	2026	>2026	All Years
Item Number: 446394 1 Project Description: CATFISH CREEK ROAD OVER CATFISH CREEK BRIDGE REHABILITATION*NON-SIS*								
District: 01 County: HIGHLANDS Type of Work: BRIDGE-REPAIR REHABILITATION Project Length: .015 HRTPO 2045 LRTP Page B.2								
CONSTRUCTION MANAGED BY HIGHLANDS COUNTY BoCC								
SCED -2012 SB1998-SMALL CO OUTREACH	0	0	168,531	0	0	0	0	168,531
SCOP -SMALL CO OUTREACH PROGRAM	0	0	221,907	0	0	0	0	221,907
Item 446394 1 Totals:	0	0	390,438	0	0	0	0	390,438
Project Total:	0	0	390,438	0	0	0	0	390,438

Fund	<2022	2022	2023	2024	2025	2026	>2026	All Years
Item Number: 447240 1 Project Description: VAUGHN ROAD OVER LITTLE CHARLIE BOWLEGS BRIDGE #094034*NON-SIS*								
District: 01 County: HIGHLANDS Type of Work: BRIDGE REPLACEMENT Project Length: .050 HRTPO 2045 LRTP Page B.2								
PRELIMINARY ENGINEERING MANAGED BY FDOT								
ACBZ -ADVANCE CONSTRUCTION (BRTZ)	0	0	0	50,003	0	0	0	50,003
CONSTRUCTION MANAGED BY FDOT								
ACBZ -ADVANCE CONSTRUCTION (BRTZ)	0	0	0	0	0	575,076	0	575,076
Item 447240 1 Totals:	0	0	0	50,003	0	575,076	0	625,079
Project Total:	0	0	0	50,003	0	575,076	0	625,079

Fund	<2022	2022	2023	2024	2025	2026	>2026	All Years
Item Number: 448421 1 Project Description: CATFISH CREEK RD FROM TUOMEY CT TO WEST INTERLAKE BLVD*NON-SIS*								
District: 01 County: HIGHLANDS Type of Work: SIDEWALK Project Length: 1.741 HRTPO 2045 LRTP Page B.2								
PRELIMINARY ENGINEERING MANAGED BY HIGHLANDS COUNTY BoCC								
TALL -TRANSPORTATION ALTS- <200K	0	0	0	0	0	121,000	0	121,000
Item 448421 1 Totals:	0	0	0	0	0	121,000	0	121,000
Project Total:	0	0	0	0	0	121,000	0	121,000

Fund	<2022	2022	2023	2024	2025	2026	>2026	All Years
Item Number: 448422 1 Project Description: CEMETERY RD FROM MLK JR BLVD TO SCHOOL ST*NON-SIS*								
District: 01 County: HIGHLANDS Type of Work: SIDEWALK Project Length: .750 HRTPO 2045 LRTP Page B.2								
PRELIMINARY ENGINEERING MANAGED BY HIGHLANDS COUNTY BoCC								
TALL -TRANSPORTATION ALTS- <200K	0	0	0	0	0	66,000	0	66,000
Item 448422 1 Totals:	0	0	0	0	0	66,000	0	66,000
Project Total:	0	0	0	0	0	66,000	0	66,000

Fund	<2022	2022	2023	2024	2025	2026	>2026	All Years
Item Number: 448423 1 Project Description: DESOTO RD FROM PHIL LANE TO DESOTO CITY RD*NON-SIS*								
District: 01 County: HIGHLANDS Type of Work: SIDEWALK Project Length: .450 HRTPO 2045 LRTP Page B.2								
PRELIMINARY ENGINEERING MANAGED BY HIGHLANDS COUNTY BoCC								
TALL -TRANSPORTATION ALTS- <200K	0	0	0	0	0	54,355	0	54,355
TALT -TRANSPORTATION ALTS- ANY AREA	0	0	0	0	0	11,645	0	11,645
Item 448423 1 Totals:	0	0	0	0	0	66,000	0	66,000
Project Total:	0	0	0	0	0	66,000	0	66,000

Fund	<2022	2022	2023	2024	2025	2026	>2026	All Years
Item Number: 448424 1 Project Description: SCHOOL ST FROM EO DOUGLAS AVE TO CEMETERY RD*NON-SIS*								
District: 01 County: HIGHLANDS Type of Work: SIDEWALK Project Length: .491 HRTPO 2045 LRTP Page B.2								
PRELIMINARY ENGINEERING MANAGED BY HIGHLANDS COUNTY BoCC								
TALT -TRANSPORTATION ALTS- ANY AREA	0	0	0	0	0	66,000	0	66,000
Item 448424 1 Totals:	0	0	0	0	0	66,000	0	66,000
Project Total:	0	0	0	0	0	66,000	0	66,000

Fund	<2022	2022	2023	2024	2025	2026	>2026	All Years
Item Number: 448427 1 Project Description: W MAIN ST FROM MUSEUM AVE TO S CENTRAL AVE*NON-SIS*								
District: 01 County: HIGHLANDS Type of Work: RAIL SAFETY PROJECT Project Length: .048 HRTPO 2045 LRTP Page B.2								
RAILROAD & UTILITIES MANAGED BY FDOT								
RHH -RAIL HIGHWAY X-INGS - HAZARD	0	248,020	0	0	0	0	0	248,020
RHP -RAIL HIGHWAY X-INGS - PROT DEV	0	69,915	0	0	0	0	0	69,915
Item 448427 1 Totals:	0	317,935	0	0	0	0	0	317,935
Project Total:	0	317,935	0	0	0	0	0	317,935

Fund	<2022	2022	2023	2024	2025	2026	>2026	All Years
Item Number: 448746 1 Project Description: CR 623 FROM MINI RANCH RD TO PETERS RD*NON-SIS*								
District: 01 County: HIGHLANDS Type of Work: ROAD RECONSTRUCTION - 2 LANE Project Length: 2.850 HRTPO 2045 LRTP Page B.2								
CONSTRUCTION RESPONSIBLE AGENCY HIGHLANDS COUNTY BoCC								
SCED -2012 SB1998-SMALL CO OUTREACH	0	0	0	0	1,707,317	0	0	1,707,317
SCOP -SMALL CO OUTREACH PROGRAM	0	0	0	0	456,122	0	0	456,122
SCRA -SMALL COUNTY RESURFACING	0	0	0	0	1,698,770	0	0	1,698,770
SCWR -2015 SB2514A-SMALL CO OUTREACH	0	0	0	0	62,918	0	0	62,918
Item 448746 1 Totals:	0	0	0	0	3,925,127	0	0	3,925,127
Project Total:	0	0	0	0	3,925,127	0	0	3,925,127

Fund	<2022	2022	2023	2024	2025	2026	>2026	All Years
Item Number: 448766 1 Project Description: ARBUCKLE CREEK RD FROM MLK BLVD TO RIVERDALE RD*NON-SIS*								
District: 01 County: HIGHLANDS Type of Work: RESURFACING Project Length: 1.813 HRTPO 2045 LRTP Page B.2								
CONSTRUCTION RESPONSIBLE AGENCY HIGHLANDS COUNTY BoCC								
SCRA -SMALL COUNTY RESURFACING	0	0	0	0	0	1,364,470	0	1,364,470
SCWR -2015 SB2514A-SMALL CO OUTREACH	0	0	0	0	0	148,242	0	148,242
Item 448766 1 Totals:	0	0	0	0	0	1,512,712	0	1,512,712
Project Total:	0	0	0	0	0	1,512,712	0	1,512,712

Fund	<2022	2022	2023	2024	2025	2026	>2026	All Years
Item Number: 448767 1 Project Description: ARBUCKLE CREEK RD BRIDGE MAINTENANCE*NON-SIS*								
District: 01 County: HIGHLANDS Type of Work: ROAD RECONSTRUCTION - 2 LANE Project Length: .034 HRTPO 2045 LRTP Page B.2								
CONSTRUCTION RESPONSIBLE AGENCY HIGHLANDS COUNTY BoCC								
SCWR -2015 SB2514A-SMALL CO OUTREACH	0	0	0	0	0	515,680	0	515,680
Item 448767 1 Totals:	0	0	0	0	0	515,680	0	515,680
Project Total:	0	0	0	0	0	515,680	0	515,680

Okeechobee County

Fund	<2022	2022	2023	2024	2025	2026	>2026	All Years
Item Number: 412674 1 Project Description: OKEECHOBEE COUNTY TRAFFIC SIGNALS REIMBURSEMENT*SIS*								
District: 01 County: OKEECHOBEE Type of Work: TRAFFIC SIGNALS Project Length: 13.364 HRTPO 2045 LRTP Page B.2								
OPERATIONS RESPONSIBLE AGENCY OKEECHOBEE COUNTY BOCC								
DDR -DISTRICT DEDICATED REVENUE	400,854	73,925	81,450	83,894	86,411	88,475	0	815,009
DITS -STATEWIDE ITS - STATE 100%.	25,248	0	0	0	0	0	0	25,248
Item 412674 1 Totals:	426,102	73,925	81,450	83,894	86,411	88,475	0	840,257
Project Total:	426,102	73,925	81,450	83,894	86,411	88,475	0	840,257

Fund	<2022	2022	2023	2024	2025	2026	>2026	All Years
Item Number: 413643 1 Project Description: OKEECHOBEE CITY TRAFFIC SIGNALS REIMBURSEMENT*SIS*								
District: 01 County: OKEECHOBEE Type of Work: TRAFFIC SIGNALS Project Length: .100 HRTPO 2045 LRTP Page B.2								
OPERATIONS RESPONSIBLE AGENCY CITY OF OKEECHOBEE								
DDR -DISTRICT DEDICATED REVENUE	203,124	49,152	55,934	57,612	59,341	62,308	0	487,471
Item 413643 1 Totals:	203,124	49,152	55,934	57,612	59,341	62,308	0	487,471
Project Total:	203,124	49,152	55,934	57,612	59,341	62,308	0	487,471

Fund	<2022	2022	2023	2024	2025	2026	>2026	All Years
Item Number: 419344 2 Project Description: SR 710 FROM US 441 TO MARTIN C/L*SIS*								
District: 01 County: OKEECHOBEE Type of Work: PD&E/EMO STUDY Project Length: 9.922 HRTPO 2045 LRTP Page 10.3								
P D & E MANAGED BY FDOT								
-TOTAL OUTSIDE YEARS	1,926,592	0	0	0	0	0	0	1,926,592
Item 419344 2 Totals:	1,926,592	0	0	0	0	0	0	1,926,592

Fund	<2022	2022	2023	2024	2025	2026	>2026	All Years
Item Number: 419344 3 Project Description: SR 710 FROM US 441 TO L-63 CANAL*SIS*								
District: 01 County: OKEECHOBEE Type of Work: NEW ROAD CONSTRUCTION Project Length: 3.854 HRTPO 2045 LRTP Page 10.3								
PRELIMINARY ENGINEERING MANAGED BY FDOT								
-TOTAL OUTSIDE YEARS	4,516,020	0	0	0	0	0	0	4,516,020
RIGHT OF WAY MANAGED BY FDOT								
-TOTAL OUTSIDE YEARS	1,318,895	0	0	0	0	0	0	1,318,895
RAILROAD & UTILITIES MANAGED BY FDOT								
-TOTAL OUTSIDE YEARS	0	0	0	0	0	0	2,426,000	2,426,000
CONSTRUCTION MANAGED BY FDOT								
-TOTAL OUTSIDE YEARS	37,384	0	0	0	0	0	72,063,824	72,101,208
Item 419344 3 Totals:	5,872,299	0	0	0	0	0	74,489,824	80,362,123

Fund	<2022	2022	2023	2024	2025	2026	>2026	All Years
Item Number: 419344 4 Project Description: SR 710 FROM E OF L-63 CANAL TO SHERMAN WOOD RANCHES*SIS*								
District: 01 County: OKEECHOBEE Type of Work: ADD LANES & RECONSTRUCT Project Length: 3.181 HRTPO 2045 LRTP Page 10.3								
PRELIMINARY ENGINEERING MANAGED BY FDOT								
DIH -STATE IN-HOUSE PRODUCT SUPPORT	0	0	50,000	0	0	0	0	50,000
RIGHT OF WAY MANAGED BY FDOT								
ACNP -ADVANCE CONSTRUCTION NHPP	0	0	0	0	0	0	1,841,231	1,841,231
Item 419344 4 Totals:	0	0	50,000	0	0	0	1,841,231	1,891,231

Fund	<2022	2022	2023	2024	2025	2026	>2026	All Years
Item Number: 419344 5 Project Description: SR 710 FROM SHERMAN WOOD RANCHES TO CR 714 (MARTIN C/L)*SIS*								
District: 01 County: OKEECHOBEE Type of Work: ADD LANES & RECONSTRUCT Project Length: 6.741 HRTPO 2045 LRTP Page 10.3								
Extra Description: R W NOT NEEDED								
PRELIMINARY ENGINEERING MANAGED BY FDOT								
ACNP -ADVANCE CONSTRUCTION NHPP	0	150,000	0	0	0	0	0	150,000
Item 419344 5 Totals:	0	150,000	0	0	0	0	0	150,000
Project Total:	7,798,891	150,000	50,000	0	0	0	76,331,055	84,329,946

Fund	<2022	2022	2023	2024	2025	2026	>2026	All Years
Item Number: 438057 1 Project Description: SE 28TH STREET FROM US 441 TO SE 18TH TERRACE*NON-SIS*								
District: 01 County: OKEECHOBEE Type of Work: SIDEWALK Project Length: B.200 HRTPO 2045 LRTP Page B.2								
PRELIMINARY ENGINEERING MANAGED BY FDOT								
ACSA -ADVANCE CONSTRUCTION (SA)	31,061	0	0	0	0	0	0	31,061
TALL -TRANSPORTATION ALTS- <200K	270,000	0	0	0	0	0	0	270,000
CONSTRUCTION MANAGED BY FDOT								
SL -STP, AREAS <= 200K	0	0	17,116	0	0	0	0	17,116
TALL -TRANSPORTATION ALTS- <200K	0	0	200,608	0	0	0	0	200,608
TALT -TRANSPORTATION ALTS- ANY AREA	0	0	958,347	0	0	0	0	958,347
Item 438057 1 Totals:	301,061	0	1,176,071	0	0	0	0	1,477,132
Project Total:	301,061	0	1,176,071	0	0	0	0	1,477,132

Fund	<2022	2022	2023	2024	2025	2026	>2026	All Years
Item Number: 438902 1 Project Description: SR 15 (US 98) AT SE 18TH TERR ROUNDABOUT*SIS*								
District: 01 County: OKEECHOBEE Type of Work: ROUNDABOUT Project Length: .207 HRTPO 2045 LRTP Page B.2								
PRELIMINARY ENGINEERING MANAGED BY FDOT								
-TOTAL OUTSIDE YEARS	279,433	0	0	0	0	0	0	279,433
RIGHT OF WAY MANAGED BY FDOT								
-TOTAL OUTSIDE YEARS	907,029	0	0	0	0	0	0	907,029
CONSTRUCTION MANAGED BY FDOT								
-TOTAL OUTSIDE YEARS	1,705,694	0	0	0	0	0	0	1,705,694
Item 438902 1 Totals:	2,892,156	0	0	0	0	0	0	2,892,156

Item Number: 438902 2 Project Description: SR 15 (US 98) ROUNDABOUT AT SE 18TH TERRACE*SIS*								
District: 01 County: OKEECHOBEE Type of Work: LANDSCAPING Project Length: .207 HRTPO 2045 LRTP Page B.2								
PRELIMINARY ENGINEERING MANAGED BY FDOT								
DIH -STATE IN-HOUSE PRODUCT SUPPORT	0	0	5,000	0	0	0	0	5,000
CONSTRUCTION MANAGED BY FDOT								
DDR -DISTRICT DEDICATED REVENUE	0	0	229,772	0	0	0	0	229,772
DIH -STATE IN-HOUSE PRODUCT SUPPORT	0	0	5,270	0	0	0	0	5,270
Item 438902 2 Totals:	0	0	240,042	0	0	0	0	240,042
Project Total:	2,892,156	0	240,042	0	0	0	0	3,132,198

Fund	<2022	2022	2023	2024	2025	2026	>2026	All Years
Item Number: 439032 1 Project Description: SR 15 (US 98) FROM SW 23RD STREET TO SW 14TH STREET*SIS*								
District: 01 County: OKEECHOBEE Type of Work: DRAINAGE IMPROVEMENTS Project Length: .586 HRTPO 2045 LRTP Page B.2								
PRELIMINARY ENGINEERING MANAGED BY FDOT								
DIH -STATE IN-HOUSE PRODUCT SUPPORT	20,536	0	0	0	0	0	0	20,536
DS -STATE PRIMARY HIGHWAYS & PTO	3,520	0	0	0	0	0	0	3,520
RIGHT OF WAY MANAGED BY FDOT								
DDR -DISTRICT DEDICATED REVENUE	0	517,486	0	0	0	0	0	517,486
DS -STATE PRIMARY HIGHWAYS & PTO	0	192,639	0	0	0	0	0	192,639
SL -STP, AREAS <= 200K	0	136,160	0	0	0	0	0	136,160
CONSTRUCTION MANAGED BY FDOT								
DDR -DISTRICT DEDICATED REVENUE	0	0	0	2,674,076	0	0	0	2,674,076
DIH -STATE IN-HOUSE PRODUCT SUPPORT	0	0	0	5,415	0	0	0	5,415
Item 439032 1 Totals:	24,056	846,285	0	2,679,491	0	0	0	3,549,832
Project Total:	24,056	846,285	0	2,679,491	0	0	0	3,549,832

Fund	<2022	2022	2023	2024	2025	2026	>2026	All Years
Item Number: 440230 1 Project Description: OKEECHOBEE SITE SPECIFIC AT VARIOUS LOCATIONS*SIS*								
District: 01 County: OKEECHOBEE Type of Work: BRIDGE-REPAIR/REHABILITATION Project Length: 7.762 HRTPO 2045 LRTP Page B.2								
PRELIMINARY ENGINEERING MANAGED BY FDOT								
BRRP -STATE BRIDGE REPAIR & REHAB	0	0	210,000	0	0	0	0	210,000
DIH -STATE IN-HOUSE PRODUCT SUPPORT	0	0	20,000	0	0	0	0	20,000
CONSTRUCTION MANAGED BY FDOT								
BRRP -STATE BRIDGE REPAIR & REHAB	0	0	0	0	1,692,735	0	0	1,692,735
DIH -STATE IN-HOUSE PRODUCT SUPPORT	0	0	0	0	5,575	0	0	5,575
DS -STATE PRIMARY HIGHWAYS & PTO	0	0	0	0	479,461	0	0	479,461
ENVIRONMENTAL MANAGED BY FDOT								
BRRP -STATE BRIDGE REPAIR & REHAB	0	0	25,000	0	99,999	0	0	124,999
Item 440230 1 Totals:	0	0	255,000	0	2,277,770	0	0	2,532,770
Project Total:	0	0	255,000	0	2,277,770	0	0	2,532,770

Fund	<2022	2022	2023	2024	2025	2026	>2026	All Years
Item Number: 440446 1 Project Description: LOFTON RD FROM KISSIMMEE RIVER TO US 98*NON-SIS*								
District: 01 County: OKEECHOBEE Type of Work: WIDEN/RESURFACE EXIST LANES Project Length: 4.411 HRTPO 2045 LRTP Page B.2								
CONSTRUCTION MANAGED BY OKEECHOBEE COUNTY CLERK OF CT								
GRSC -GROWTH MANAGEMENT FOR SCOP	0	3,131,738	0	0	0	0	0	3,131,738
SCED -2012 SB1998-SMALL CO OUTREACH	0	409,500	0	0	0	0	0	409,500
SCRA -SMALL COUNTY RESURFACING	0	2,964,246	0	0	0	0	0	2,964,246
SCWR -2015 SB2514A-SMALL CO OUTREACH	0	664,743	0	0	0	0	0	664,743
Item 440446 1 Totals:	0	7,170,227	0	0	0	0	0	7,170,227
Project Total:	0	7,170,227	0	0	0	0	0	7,170,227

Fund	<2022	2022	2023	2024	2025	2026	>2026	All Years
Item Number: 441513 1 Project Description: SR 700 (US 98) N OF NW 80TH AVE TO SR 70 (US 98)*NON-SIS*								
District: 01 County: OKEECHOBEE Type of Work: RESURFACING Project Length: 6.838 HRTPO 2045 LRTP Page B.2								
PRELIMINARY ENGINEERING MANAGED BY FDOT								
DIH -STATE IN-HOUSE PRODUCT SUPPORT	10,000	0	0	0	0	0	0	10,000
DS -STATE PRIMARY HIGHWAYS & PTO	267,258	0	0	0	0	0	0	267,258
RAILROAD & UTILITIES MANAGED BY FDOT								
DDR -DISTRICT DEDICATED REVENUE	30,000	212,355	0	0	0	0	0	242,355
SN -STP, MANDATORY NON-URBAN <= 5K	0	87,645	0	0	0	0	0	87,645
CONSTRUCTION MANAGED BY FDOT								
DIH -STATE IN-HOUSE PRODUCT SUPPORT	0	0	5,270	0	0	0	0	5,270
NHRE -NAT HWY PERFORM - RESURFACING	0	0	1,962,229	0	0	0	0	1,962,229
SA -STP, ANY AREA	0	0	3,069,444	0	0	0	0	3,069,444
SN -STP, MANDATORY NON-URBAN <= 5K	0	0	603,802	0	0	0	0	603,802
ENVIRONMENTAL MANAGED BY FDOT								
TALT -TRANSPORTATION ALTS- ANY AREA	0	50,000	0	0	0	0	0	50,000
Item 441513 1 Totals:	307,258	350,000	5,640,745	0	0	0	0	6,298,003
Project Total:	307,258	350,000	5,640,745	0	0	0	0	6,298,003

Fund	<2022	2022	2023	2024	2025	2026	>2026	All Years
Item Number: 444307 1 Project Description: SEMINOLE ELEMENTARY - SRTS*NON-SIS*								
District: 01 County: OKEECHOBEE Type of Work: SIDEWALK Project Length: 1.290 HRTPO 2045 LRTP Page B.2								
PRELIMINARY ENGINEERING MANAGED BY FDOT								
SR2S -SAFE ROUTES - INFRASTRUCTURE	79,366	0	0	0	0	0	0	79,366
SR2T -SAFE ROUTES - TRANSFER	110,630	0	0	0	0	0	0	110,630
TALL -TRANSPORTATION ALTS- <200K	46,003	0	0	0	0	0	0	46,003
CONSTRUCTION MANAGED BY FDOT								
SR2T -SAFE ROUTES - TRANSFER	0	840,673	0	0	0	0	0	840,673
Item 444307 1 Totals:	235,999	840,673	0	0	0	0	0	1,076,672
Project Total:	235,999	840,673	0	0	0	0	0	1,076,672

Fund	<2022	2022	2023	2024	2025	2026	>2026	All Years
Item Number: 444323 1 Project Description: SR 710 FROM US 98 TO US 441*NON-SIS*								
District: 01 County: OKEECHOBEE Type of Work: PD&E/EMO STUDY Project Length: 1.400 HRTPO 2045 LRTP Page 10.3								
P D & E MANAGED BY FDOT								
DDR -DISTRICT DEDICATED REVENUE	0	0	0	0	0	2,000,000	0	2,000,000
DIH -STATE IN-HOUSE PRODUCT SUPPORT	0	0	0	5,000	0	0	0	5,000
Item 444323 1 Totals:	0	0	0	5,000	0	2,000,000	0	2,005,000
Project Total:	0	0	0	5,000	0	2,000,000	0	2,005,000

Fund	<2022	2022	2023	2024	2025	2026	>2026	All Years
Item Number: 444639 1 Project Description: US 98 AT NW 9TH STREET*NON-SIS*								
District: 01 County: OKEECHOBEE Type of Work: ADD RIGHT TURN LANE(S) Project Length: .060 HRTPO 2045 LRTP Page B.2								
PRELIMINARY ENGINEERING MANAGED BY FDOT								
CM -CONGESTION MITIGATION - AQ	0	0	0	216,000	0	0	0	216,000
CONSTRUCTION MANAGED BY FDOT								
SL -STP, AREAS <= 200K	0	0	0	0	0	418,149	0	418,149
Item 444639 1 Totals:	0	0	0	216,000	0	418,149	0	634,149
Project Total:	0	0	0	216,000	0	418,149	0	634,149

Fund	<2022	2022	2023	2024	2025	2026	>2026	All Years
Item Number: 444641 1 Project Description: SR 70 FROM NE 4TH AVENUE TO NE 17TH AVENUE*SIS*								
District: 01 County: OKEECHOBEE Type of Work: RESURFACING Project Length: .833 HRTPO 2045 LRTP Page B.2								
PRELIMINARY ENGINEERING MANAGED BY FDOT								
DIH -STATE IN-HOUSE PRODUCT SUPPORT	10,000	0	0	0	0	0	0	10,000
DS -STATE PRIMARY HIGHWAYS & PTO	528,946	0	0	0	0	0	0	528,946
CONSTRUCTION MANAGED BY FDOT								
DDR -DISTRICT DEDICATED REVENUE	0	0	221,637	0	0	0	0	221,637
DIH -STATE IN-HOUSE PRODUCT SUPPORT	0	0	84,320	0	0	0	0	84,320
DS -STATE PRIMARY HIGHWAYS & PTO	0	0	1,626,387	0	0	0	0	1,626,387
SL -STP, AREAS <= 200K	0	0	1,303,034	0	0	0	0	1,303,034
ENVIRONMENTAL MANAGED BY FDOT								
DDR -DISTRICT DEDICATED REVENUE	30,000	0	0	0	0	0	0	30,000
Item 444641 1 Totals:	568,946	0	3,235,378	0	0	0	0	3,804,324
Project Total:	568,946	0	3,235,378	0	0	0	0	3,804,324

Fund	<2022	2022	2023	2024	2025	2026	>2026	All Years
Item Number: 444886 1 Project Description: SR 15 (US 441) AT POTTER RD (NE 144TH ST)*SIS*								
District: 01 County: OKEECHOBEE Type of Work: ADD LEFT TURN LANE(S) Project Length: .180 HRTPO 2045 LRTP Page B.2								
PRELIMINARY ENGINEERING MANAGED BY FDOT								
DDR -DISTRICT DEDICATED REVENUE	0	0	0	50,000	0	0	0	50,000
DIH -STATE IN-HOUSE PRODUCT SUPPORT	0	0	0	5,000	0	0	0	5,000
CONSTRUCTION MANAGED BY FDOT								
SL -STP, AREAS <= 200K	0	0	0	0	0	429,306	0	429,306
Item 444886 1 Totals:	0	0	0	55,000	0	429,306	0	484,306
Project Total:	0	0	0	55,000	0	429,306	0	484,306

Fund	<2022	2022	2023	2024	2025	2026	>2026	All Years
Item Number: 444958 1 Project Description: SR 15 (US 441) AT CR 68 (NW 160TH ST)*SIS*								
District: 01 County: OKEECHOBEE Type of Work: ADD LEFT TURN LANE(S) Project Length: .300 HRTPO 2045 LRTP Page B.2								
PRELIMINARY ENGINEERING MANAGED BY FDOT								
SN -STP, MANDATORY NON-URBAN <= 5K	0	0	0	41,000	0	0	0	41,000
CONSTRUCTION MANAGED BY FDOT								
SN -STP, MANDATORY NON-URBAN <= 5K	0	0	0	0	0	801,450	0	801,450
Item 444958 1 Totals:	0	0	0	41,000	0	801,450	0	842,450
Project Total:	0	0	0	41,000	0	801,450	0	842,450

Fund	<2022	2022	2023	2024	2025	2026	>2026	All Years
Item Number: 445474 1 Project Description: SR 70 FROM COUNTY LINE TO SW 21ST AVE*SIS*								
District: 01 County: OKEECHOBEE Type of Work: RESURFACING Project Length: 8.206 HRTPO 2045 LRTP Page B.2								
PRELIMINARY ENGINEERING MANAGED BY FDOT								
DIH -STATE IN-HOUSE PRODUCT SUPPORT	15,000	0	0	0	0	0	0	15,000
CONSTRUCTION MANAGED BY FDOT								
DIH -STATE IN-HOUSE PRODUCT SUPPORT	0	0	1,054	0	0	0	0	1,054
SA -STP, ANY AREA	0	0	5,116,918	0	0	0	0	5,116,918
SN -STP, MANDATORY NON-URBAN <= 5K	0	0	624,571	0	0	0	0	624,571
Item 445474 1 Totals:	15,000	0	5,742,543	0	0	0	0	5,757,543
Project Total:	15,000	0	5,742,543	0	0	0	0	5,757,543

Fund	<2022	2022	2023	2024	2025	2026	>2026	All Years
Item Number: 445931 1 Project Description: SR710 FROM NUBBIN SLOUGH TO MARTIN COUNTY LINE*NON-SIS*								
District: 01 County: OKEECHOBEE Type of Work: RESURFACING Project Length: 5.122 HRTPO 2045 LRTP Page B.2								
PRELIMINARY ENGINEERING MANAGED BY FDOT								
DIH -STATE IN-HOUSE PRODUCT SUPPORT	1,000	0	0	0	0	0	0	1,000
Item 445931 1 Totals:	1,000	0	0	0	0	0	0	1,000
Project Total:	1,000	0	0	0	0	0	0	1,000

Fund	<2022	2022	2023	2024	2025	2026	>2026	All Years
Item Number: 446209 1 Project Description: SR 710 FROM INTERCEPTOR CREEK TO N OF SE 67TH WAY*SIS*								
District: 01 County: OKEECHOBEE Type of Work: PAVEMENT ONLY RESURFACE (FLEX) Project Length: 2.418 HRTPO 2045 LRTP Page B.2								
PRELIMINARY ENGINEERING MANAGED BY FDOT								
DIH -STATE IN-HOUSE PRODUCT SUPPORT	5,000	0	0	0	0	0	0	5,000
DS -STATE PRIMARY HIGHWAYS & PTO	30,381	0	0	0	0	0	0	30,381
CONSTRUCTION MANAGED BY FDOT								
DDR -DISTRICT DEDICATED REVENUE	0	0	567,637	0	0	0	0	567,637
DIH -STATE IN-HOUSE PRODUCT SUPPORT	0	0	5,270	0	0	0	0	5,270
DS -STATE PRIMARY HIGHWAYS & PTO	0	0	1,444,037	0	0	0	0	1,444,037
Item 446209 1 Totals:	35,381	0	2,016,944	0	0	0	0	2,052,325
Project Total:	35,381	0	2,016,944	0	0	0	0	2,052,325

Fund	<2022	2022	2023	2024	2025	2026	>2026	All Years
Item Number: 447885 1 Project Description: SR 70 FROM US 98 TO W 8TH AVE*SIS*								
District: 01 County: OKEECHOBEE Type of Work: MEDIAN MODIFICATION Project Length: .678 HRTPO 2045 LRTP Page B.2								
PRELIMINARY ENGINEERING MANAGED BY FDOT								
ACSS -ADVANCE CONSTRUCTION (SS,HSP)	0	283,900	0	0	0	0	0	283,900
Item 447885 1 Totals:	0	283,900	0	0	0	0	0	283,900
Project Total:	0	283,900	0	0	0	0	0	283,900

Fund	<2022	2022	2023	2024	2025	2026	>2026	All Years
Item Number: 448428 1 Project Description: NW 9TH AVE FROM NW 7TH ST TO NW 9TH ST*NON-SIS*								
District: 01 County: OKEECHOBEE Type of Work: RAIL SAFETY PROJECT Project Length: .100 HRTPO 2045 LRTP Page B.2								
RAILROAD & UTILITIES MANAGED BY FDOT								
RHP -RAIL HIGHWAY X-INGS - PROT DEV	0	324,399	0	0	0	0	0	324,399
Item 448428 1 Totals:	0	324,399	0	0	0	0	0	324,399
Project Total:	0	324,399	0	0	0	0	0	324,399

Fund	<2022	2022	2023	2024	2025	2026	>2026	All Years
Item Number: 448747 1 Project Description: 120TH ST FROM NE 115TH TERRACE TO NE 128TH AVE*NON-SIS*								
District: 01 County: OKEECHOBEE Type of Work: WIDEN/RESURFACE EXIST LANES Project Length: .748 HRTPO 2045 LRTP Page B.2								
CONSTRUCTION MANAGED BY OKEECHOBEE COUNTY CLERK OF CT								
SCWR -2015 SB2514A-SMALL CO OUTREACH	0	0	0	0	1,006,917	0	0	1,006,917
Item 448747 1 Totals:	0	0	0	0	1,006,917	0	0	1,006,917
Project Total:	0	0	0	0	1,006,917	0	0	1,006,917

Fund	<2022	2022	2023	2024	2025	2026	>2026	All Years
Item Number: 448763 1 Project Description: NE 56TH AVE FROM NE 120TH ST TO NE 144TH AVE*NON-SIS*								
District: 01 County: OKEECHOBEE Type of Work: ROAD RECONSTRUCTION - 2 LANE Project Length: 1.521 HRTPO 2045 LRTP Page B.2								
CONSTRUCTION MANAGED BY OKEECHOBEE COUNTY CLERK OF CT								
GRSC -GROWTH MANAGEMENT FOR SCOP	0	0	0	0	3,296,281	0	0	3,296,281
Item 448763 1 Totals:	0	0	0	0	3,296,281	0	0	3,296,281
Project Total:	0	0	0	0	3,296,281	0	0	3,296,281

TRANSPORTATION PLANNING

Fund	<2022	2022	2023	2024	2025	2026	>2026	All Years
Item Number: 439317 1 Project Description: HEARTLAND REGIONAL TPO - FY 2016/2017-2017/2018*NON-SIS*								
District: 01 County: HIGHLANDS Type of Work: TRANSPORTATION PLANNING Project Length: .000 LRTP Page B.2								
PLANNING RESPONSIBLE AGENCY HEARTLAND REGIONAL TPO								
-TOTAL OUTSIDE YEARS	1,029,984	0	0	0	0	0	0	1,029,984
Item 439317 1 Totals:	1,029,984	0	0	0	0	0	0	1,029,984
Item Number: 439317 2 Project Description: HIGHLANDS/HEARTLAND REGIONAL TPO - FY 2018/2019-2019/2020 UPWP*NON-SIS*								
District: 01 County: HIGHLANDS Type of Work: TRANSPORTATION PLANNING Project Length: .000 LRTP Page B.2								
PLANNING RESPONSIBLE AGENCY HEARTLAND REGIONAL TPO								
-TOTAL OUTSIDE YEARS	879,600	0	0	0	0	0	0	879,600
Item 439317 2 Totals:	879,600	0	0	0	0	0	0	879,600
Item Number: 439317 3 Project Description: HIGHLANDS/HEARTLAND REGIONAL REGIONAL TPO - FY 2020/2021-2021/2022 UPWP*NON-SIS*								
District: 01 County: HIGHLANDS Type of Work: TRANSPORTATION PLANNING Project Length: .000 LRTP Page B.2								
PLANNING RESPONSIBLE AGENCY HEARTLAND REGIONAL TPO								
PL -METRO PLAN (85% FA; 15% OTHER)	452,073	393,665	0	0	0	0	0	845,738
Item 439317 3 Totals:	452,073	393,665	0	0	0	0	0	845,738
Item Number: 439317 4 Project Description: HIGHLANDS/HEARTLAND REGIONAL TPO - FY 2022/2023-2023/2024 UPWP*NON-SIS*								
District: 01 County: HIGHLANDS Type of Work: TRANSPORTATION PLANNING Project Length: .000 LRTP Page B.2								
PLANNING RESPONSIBLE AGENCY HEARTLAND REGIONAL TPO								
PL -METRO PLAN (85% FA; 15% OTHER)	0	0	392,782	392,782	0	0	0	785,564
Item 439317 4 Totals:	0	0	392,782	392,782	0	0	0	785,564
Item Number: 439317 5 Project Description: HIGHLANDS HEARTLAND REGIONAL TPO - FY 2024/2025-2025/2026 UPWP*NON-SIS*								
District: 01 County: HIGHLANDS Type of Work: TRANSPORTATION PLANNING Project Length: .000 LRTP Page B.2								
PLANNING RESPONSIBLE AGENCY HEARTLAND REGIONAL TPO								
PL -METRO PLAN (85% FA; 15% OTHER)	0	0	0	0	392,782	392,782	0	785,564
Item 439317 5 Totals:	0	0	0	0	392,782	392,782	0	785,564
Project Total:	2,361,657	393,665	392,782	392,782	392,782	392,782	0	4,326,450

MAINTENANCE

Fund	<2022	2022	2023	2024	2025	2026	>2026	All Years
Item Number: 408254 1 Project Description: DESOTO CO(PRIMARY) ROADWAY & BRIDGE MAINT PRIMARY SYSTEM*NON-SIS*								
District: 01 County: DESOTO Type of Work: ROUTINE MAINTENANCE Project Length: .000 LRTP Page B.2								
BRDG/RDWY/CONTRACT MAINT MANAGED BY FDOT								
D -UNRESTRICTED STATE PRIMARY	23,298,554	920,000	920,000	920,000	0	0	0	26,058,554
Item 408254 1 Totals:	23,298,554	920,000	920,000	920,000	0	0	0	26,058,554
Project Total:	23,298,554	920,000	920,000	920,000	0	0	0	26,058,554

Fund	<2022	2022	2023	2024	2025	2026	>2026	All Years
Item Number: 412575 1 Project Description: DESOTO COUNTY HIGHWAY LIGHTING*NON-SIS*								
District: 01 County: DESOTO Type of Work: ROUTINE MAINTENANCE Project Length: .000 LRTP Page B.2								
BRDG/RDWY/CONTRACT MAINT MANAGED BY DESOTO COUNTY								
D -UNRESTRICTED STATE PRIMARY	40,159	0	11,462	11,806	0	0	0	63,427
DDR -DISTRICT DEDICATED REVENUE	53,894	0	0	0	0	0	0	53,894
BRDG/RDWY/CONTRACT MAINT MANAGED BY FDOT								
DDR -DISTRICT DEDICATED REVENUE	9,067	0	0	0	0	0	0	9,067
Item 412575 1 Totals:	103,120	0	11,462	11,806	0	0	0	126,388
Project Total:	103,120	0	11,462	11,806	0	0	0	126,388

Fund	<2022	2022	2023	2024	2025	2026	>2026	All Years
Item Number: 413538 1 Project Description: ARCADIA HIGHWAY LIGHTING*NON-SIS*								
District: 01 County: DESOTO Type of Work: ROUTINE MAINTENANCE Project Length: .000 LRTP Page B.2								
BRDG/RDWY/CONTRACT MAINT MANAGED BY CITY OF ARCADIA								
D -UNRESTRICTED STATE PRIMARY	256,730	88,094	54,155	55,780	0	0	0	454,759
DDR -DISTRICT DEDICATED REVENUE	337,695	0	0	0	0	0	0	337,695
BRDG/RDWY/CONTRACT MAINT MANAGED BY FDOT								
DDR -DISTRICT DEDICATED REVENUE	104,135	0	0	0	0	0	0	104,135
Item 413538 1 Totals:	698,560	88,094	54,155	55,780	0	0	0	896,589
Project Total:	698,560	88,094	54,155	55,780	0	0	0	896,589

Fund	<2022	2022	2023	2024	2025	2026	>2026	All Years
Item Number: 408255 1 Project Description: GLADES CO(PRIMARY) ROADWAY & BRIDGE MAINT PRIMARY SYSTEM*NON-SIS*								
District: 01 County: GLADES Type of Work: ROUTINE MAINTENANCE Project Length: .000 LRTP Page B.2								
BRDG/RDWY/CONTRACT MAINT MANAGED BY FDOT								
D -UNRESTRICTED STATE PRIMARY	8,251,230	270,000	270,000	270,000	0	0	0	9,061,230
Item 408255 1 Totals:	8,251,230	270,000	270,000	270,000	0	0	0	9,061,230
Project Total:	8,251,230	270,000	270,000	270,000	0	0	0	9,061,230

Fund	<2022	2022	2023	2024	2025	2026	>2026	All Years
Item Number: 413539 1 Project Description: MOORE HAVEN HIGHWAY LIGHTING*NON-SIS*								
District: 01 County: GLADES Type of Work: ROUTINE MAINTENANCE Project Length: .000 LRTP Page B.2								
BRDG/RDWY/CONTRACT MAINT MANAGED BY CITY OF MOORE HAVEN								
D -UNRESTRICTED STATE PRIMARY	44,593	10,278	10,029	10,330	0	0	0	75,230
DDR -DISTRICT DEDICATED REVENUE	66,956	0	0	0	0	0	0	66,956
BRDG/RDWY/CONTRACT MAINT MANAGED BY FDOT								
DDR -DISTRICT DEDICATED REVENUE	27,168	0	0	0	0	0	0	27,168
Item 413539 1 Totals:	138,717	10,278	10,029	10,330	0	0	0	169,354
Project Total:	138,717	10,278	10,029	10,330	0	0	0	169,354

Fund	<2022	2022	2023	2024	2025	2026	>2026	All Years
Item Number: 445840 1 Project Description: RPM REPLACEMENT BDI CONTRACT - HEARTLAND (LABELLE) OPERATIONS*NON-SIS*								
District: 01 County: GLADES Type of Work: ROUTINE MAINTENANCE Project Length: .000 LRTP Page B.2								
BRDG/RDWY/CONTRACT MAINT MANAGED BY FDOT								
D -UNRESTRICTED STATE PRIMARY	78,839	38,250	0	0	0	0	0	117,089
Item 445840 1 Totals:	78,839	38,250	0	0	0	0	0	117,089
Project Total:	78,839	38,250	0	0	0	0	0	117,089

Fund	<2022	2022	2023	2024	2025	2026	>2026	All Years
Item Number: 408256 1 Project Description: HARDEE CO(PRIMARY) ROADWAY & BRIDGE MAINT PRIMARY SYSTEM*NON-SIS*								
District: 01 County: HARDEE Type of Work: ROUTINE MAINTENANCE Project Length: .000 LRTP Page B.2								
BRDG/RDWY/CONTRACT MAINT MANAGED BY FDOT								
D -UNRESTRICTED STATE PRIMARY	5,559,327	143,000	143,000	143,000	0	0	0	5,988,327
Item 408256 1 Totals:	5,559,327	143,000	143,000	143,000	0	0	0	5,988,327
Project Total:	5,559,327	143,000	143,000	143,000	0	0	0	5,988,327

Fund	<2022	2022	2023	2024	2025	2026	>2026	All Years
Item Number: 413540 1 Project Description: BOWLING GREEN HIGHWAY LIGHTING*NON-SIS*								
District: 01 County: HARDEE Type of Work: ROUTINE MAINTENANCE Project Length: .000 LRTP Page B.2								
BRDG/RDWY/CONTRACT MAINT MANAGED BY CITY OF BOWLING GREEN								
D -UNRESTRICTED STATE PRIMARY	42,045	9,691	0	0	0	0	0	51,736
DDR -DISTRICT DEDICATED REVENUE	63,736	0	0	0	0	0	0	63,736
BRDG/RDWY/CONTRACT MAINT MANAGED BY FDOT								
DDR -DISTRICT DEDICATED REVENUE	19,591	0	0	0	0	0	0	19,591
Item 413540 1 Totals:	125,372	9,691	0	0	0	0	0	135,063
Project Total:	125,372	9,691	0	0	0	0	0	135,063

Fund	<2022	2022	2023	2024	2025	2026	>2026	All Years
Item Number: 413541 1 Project Description: WAUCHULA HIGHWAY LIGHTING*NON-SIS*								
District: 01 County: HARDEE Type of Work: ROUTINE MAINTENANCE Project Length: .000 LRTP Page B.2								
BRDG/RDWY/CONTRACT MAINT MANAGED BY FDOT								
DDR -DISTRICT DEDICATED REVENUE	37,246	0	0	0	0	0	0	37,246
BRDG/RDWY/CONTRACT MAINT MANAGED BY WAUCHULA, CITY OF								
D -UNRESTRICTED STATE PRIMARY	180,914	41,698	40,688	41,909	0	0	0	305,209
DDR -DISTRICT DEDICATED REVENUE	265,003	0	0	0	0	0	0	265,003
Item 413541 1 Totals:	483,163	41,698	40,688	41,909	0	0	0	607,458
Project Total:	483,163	41,698	40,688	41,909	0	0	0	607,458

Fund	<2022	2022	2023	2024	2025	2026	>2026	All Years
Item Number: 413542 1 Project Description: ZOLPHO SPRINGS HIGHWAY LIGHTING*NON-SIS*								
District: 01 County: HARDEE Type of Work: ROUTINE MAINTENANCE Project Length: .000 LRTP Page B.2								
BRDG/RDWY/CONTRACT MAINT MANAGED BY FDOT								
DDR -DISTRICT DEDICATED REVENUE	27,334	0	0	0	0	0	0	27,334
BRDG/RDWY/CONTRACT MAINT MANAGED BY ZOLFO SPRINGS, TOWN OF								
D -UNRESTRICTED STATE PRIMARY	73,634	18,206	17,766	18,298	0	0	0	127,904
DDR -DISTRICT DEDICATED REVENUE	90,882	0	0	0	0	0	0	90,882
Item 413542 1 Totals:	191,850	18,206	17,766	18,298	0	0	0	246,120
Project Total:	191,850	18,206	17,766	18,298	0	0	0	246,120

Fund	<2022	2022	2023	2024	2025	2026	>2026	All Years
Item Number: 445841 1 Project Description: RPM REPLACEMENT BDI CONTRACT - HEARTLAND (ARCADIA) OPERATIONS*NON-SIS*								
District: 01 County: HARDEE Type of Work: ROUTINE MAINTENANCE Project Length: .000 LRTP Page B.2								
BRDG/RDWY/CONTRACT MAINT MANAGED BY FDOT								
D -UNRESTRICTED STATE PRIMARY	82,060	41,400	0	0	0	0	0	123,460
Item 445841 1 Totals:	82,060	41,400	0	0	0	0	0	123,460
Project Total:	82,060	41,400	0	0	0	0	0	123,460

Fund	<2022	2022	2023	2024	2025	2026	>2026	All Years
Item Number: 408258 1 Project Description: HENDRY COUNTY ROADWAY & BRIDGE MAINT PRIMARY SYSTEM*NON-SIS*								
District: 01 County: HENDRY Type of Work: ROUTINE MAINTENANCE Project Length: .000 LRTP Page B.2								
BRDG/RDWY/CONTRACT MAINT MANAGED BY FDOT								
D -UNRESTRICTED STATE PRIMARY	19,421,440	700,000	700,000	700,000	0	0	0	21,521,440
Item 408258 1 Totals:	19,421,440	700,000	700,000	700,000	0	0	0	21,521,440
Project Total:	19,421,440	700,000	700,000	700,000	0	0	0	21,521,440

Fund	<2022	2022	2023	2024	2025	2026	>2026	All Years
Item Number: 413543 1 Project Description: CLEWISTON HIGHWAY LIGHTING*NON-SIS*								
District: 01 County: HENDRY Type of Work: ROUTINE MAINTENANCE Project Length: .000 LRTP Page B.2								
BRDG/RDWY/CONTRACT MAINT MANAGED BY CITY OF CLEWISTON								
D -UNRESTRICTED STATE PRIMARY	66,252	15,270	14,900	15,347	0	0	0	111,769
DDR -DISTRICT DEDICATED REVENUE	87,741	0	0	0	0	0	0	87,741
BRDG/RDWY/CONTRACT MAINT MANAGED BY FDOT								
DDR -DISTRICT DEDICATED REVENUE	26,807	0	0	0	0	0	0	26,807
Item 413543 1 Totals:	180,800	15,270	14,900	15,347	0	0	0	226,317
Project Total:	180,800	15,270	14,900	15,347	0	0	0	226,317

Fund	<2022	2022	2023	2024	2025	2026	>2026	All Years
Item Number: 413544 1 Project Description: LABELLE HIGHWAY LIGHTING*NON-SIS*								
District: 01 County: HENDRY Type of Work: ROUTINE MAINTENANCE Project Length: .000 LRTP Page B.2								
BRDG/RDWY/CONTRACT MAINT MANAGED BY CITY OF LABELLE								
D -UNRESTRICTED STATE PRIMARY	166,363	44,047	36,963	38,072	0	0	0	285,445
DDR -DISTRICT DEDICATED REVENUE	226,074	0	0	0	0	0	0	226,074
BRDG/RDWY/CONTRACT MAINT MANAGED BY FDOT								
DDR -DISTRICT DEDICATED REVENUE	79,960	0	0	0	0	0	0	79,960
Item 413544 1 Totals:	472,397	44,047	36,963	38,072	0	0	0	591,479
Project Total:	472,397	44,047	36,963	38,072	0	0	0	591,479

Fund	<2022	2022	2023	2024	2025	2026	>2026	All Years
Item Number: 408259 1 Project Description: HIGHLANDS CO ROADWAY & BRIDGE MAINT PRIMARY SYSTEM*NON-SIS*								
District: 01 County: HIGHLANDS Type of Work: ROUTINE MAINTENANCE Project Length: .000 LRTP Page B.2								
BRDG/RDWY/CONTRACT MAINT MANAGED BY FDOT								
D -UNRESTRICTED STATE PRIMARY	24,813,637	1,270,000	1,270,000	1,270,000	0	0	0	28,623,637
Item 408259 1 Totals:	24,813,637	1,270,000	1,270,000	1,270,000	0	0	0	28,623,637
Project Total:	24,813,637	1,270,000	1,270,000	1,270,000	0	0	0	28,623,637

Fund	<2022	2022	2023	2024	2025	2026	>2026	All Years
Item Number: 412579 1 Project Description: HIGHLANDS COUNTY HIGHWAY LIGHTING*NON-SIS*								
District: 01 County: HIGHLANDS Type of Work: ROUTINE MAINTENANCE Project Length: .000 LRTP Page B.2								
BRDG/RDWY/CONTRACT MAINT MANAGED BY FDOT								
DDR -DISTRICT DEDICATED REVENUE	141,013	0	0	0	0	0	0	141,013
BRDG/RDWY/CONTRACT MAINT MANAGED BY HIGHLANDS COUNTY BOCC								
D -UNRESTRICTED STATE PRIMARY	897,750	220,234	210,889	217,215	0	0	0	1,546,088
DDR -DISTRICT DEDICATED REVENUE	681,690	0	0	0	0	0	0	681,690
Item 412579 1 Totals:	1,720,453	220,234	210,889	217,215	0	0	0	2,368,791
Project Total:	1,720,453	220,234	210,889	217,215	0	0	0	2,368,791

Fund	<2022	2022	2023	2024	2025	2026	>2026	All Years
Item Number: 413545 1 Project Description: AVON PARK HIGHWAY LIGHTING*NON-SIS*								
District: 01 County: HIGHLANDS Type of Work: ROUTINE MAINTENANCE Project Length: .000 LRTP Page B.2								
BRDG/RDWY/CONTRACT MAINT MANAGED BY CITY OF AVON PARK								
D -UNRESTRICTED STATE PRIMARY	323,113	88,094	69,915	72,012	0	0	0	553,134
DDR -DISTRICT DEDICATED REVENUE	264,937	0	0	0	0	0	0	264,937
BRDG/RDWY/CONTRACT MAINT MANAGED BY FDOT								
DDR -DISTRICT DEDICATED REVENUE	62,378	0	0	0	0	0	0	62,378
Item 413545 1 Totals:	650,428	88,094	69,915	72,012	0	0	0	880,449
Project Total:	650,428	88,094	69,915	72,012	0	0	0	880,449

Fund	<2022	2022	2023	2024	2025	2026	>2026	All Years
Item Number: 413546 1 Project Description: LAKE PLACID HIGHWAY LIGHTING*NON-SIS*								
District: 01 County: HIGHLANDS Type of Work: ROUTINE MAINTENANCE Project Length: .000 LRTP Page B.2								
BRDG/RDWY/CONTRACT MAINT MANAGED BY FDOT								
DDR -DISTRICT DEDICATED REVENUE	22,683	0	0	0	0	0	0	22,683
BRDG/RDWY/CONTRACT MAINT MANAGED BY TOWN OF LAKE PLACID								
D -UNRESTRICTED STATE PRIMARY	58,668	14,683	13,181	13,576	0	0	0	100,108
DDR -DISTRICT DEDICATED REVENUE	74,479	0	0	0	0	0	0	74,479
Item 413546 1 Totals:	155,830	14,683	13,181	13,576	0	0	0	197,270
Project Total:	155,830	14,683	13,181	13,576	0	0	0	197,270

Fund	<2022	2022	2023	2024	2025	2026	>2026	All Years
Item Number: 413547 1 Project Description: SEBRING HIGHWAY LIGHTING*NON-SIS*								
District: 01 County: HIGHLANDS Type of Work: ROUTINE MAINTENANCE Project Length: .000 LRTP Page B.2								
BRDG/RDWY/CONTRACT MAINT MANAGED BY CITY OF SEBRING								
D -UNRESTRICTED STATE PRIMARY	270,596	55,793	54,155	55,780	0	0	0	436,324
DDR -DISTRICT DEDICATED REVENUE	549,827	0	0	0	0	0	0	549,827
BRDG/RDWY/CONTRACT MAINT MANAGED BY FDOT								
DDR -DISTRICT DEDICATED REVENUE	159,742	0	0	0	0	0	0	159,742
Item 413547 1 Totals:	980,165	55,793	54,155	55,780	0	0	0	1,145,893
Project Total:	980,165	55,793	54,155	55,780	0	0	0	1,145,893

Fund	<2022	2022	2023	2024	2025	2026	>2026	All Years
Item Number: 445842 1 Project Description: RPM REPLACEMENT BDI CONTRACT - HEARTLAND (SEBRING) OPERATIONS*NON-SIS*								
District: 01 County: HIGHLANDS Type of Work: ROUTINE MAINTENANCE Project Length: .000 LRTP Page B.2								
BRDG/RDWY/CONTRACT MAINT MANAGED BY FDOT								
D -UNRESTRICTED STATE PRIMARY	78,910	38,250	0	0	0	0	0	117,160
Item 445842 1 Totals:	78,910	38,250	0	0	0	0	0	117,160
Project Total:	78,910	38,250	0	0	0	0	0	117,160

Fund	<2022	2022	2023	2024	2025	2026	>2026	All Years
Item Number: 196904 5 Project Description: SR 70 FROM NE 34TH AVENUE TO NE 80TH AVENUE*SIS*								
District: 01 County: OKEECHOBEE Type of Work: MISCELLANEOUS CONSTRUCTION Project Length: 3.659 LRTP Page B.2								
BRDG/RDWY/CONTRACT MAINT MANAGED BY FDOT								
D -UNRESTRICTED STATE PRIMARY	5,000	5,000	5,000	5,000	0	0	0	20,000
Item 196904 5 Totals:	5,000	5,000	5,000	5,000	0	0	0	20,000
Project Total:	5,000	5,000	5,000	5,000	0	0	0	20,000

Fund	<2022	2022	2023	2024	2025	2026	>2026	All Years
Item Number: 408247 1 Project Description: OKEECHOBEE COUNTY ROADWAY & BRIDGE MAINT PRIMARY SYSTEM*NON-SIS*								
District: 01 County: OKEECHOBEE Type of Work: ROUTINE MAINTENANCE Project Length: .000 LRTP Page B.2								
BRDG/RDWY/CONTRACT MAINT MANAGED BY FDOT								
D -UNRESTRICTED STATE PRIMARY	5,277,073	30,000	30,000	30,000	0	0	0	5,367,073
Item 408247 1 Totals:	5,277,073	30,000	30,000	30,000	0	0	0	5,367,073
Project Total:	5,277,073	30,000	30,000	30,000	0	0	0	5,367,073

Fund	<2022	2022	2023	2024	2025	2026	>2026	All Years
Item Number: 435473 1 Project Description: OKEECHOBEE ASSET MAINTENANCE*NON-SIS*								
District: 01 County: OKEECHOBEE Type of Work: ROUTINE MAINTENANCE Project Length: .000 LRTP Page B.2								
BRDG/RDWY/CONTRACT MAINT MANAGED BY FDOT								
D -UNRESTRICTED STATE PRIMARY	4,864,837	817,143	730,450	788,750	728,750	728,750	0	8,658,680
Item 435473 1 Totals:	4,864,837	817,143	730,450	788,750	728,750	728,750	0	8,658,680
Project Total:	4,864,837	817,143	730,450	788,750	728,750	728,750	0	8,658,680

FLP: INTERMODAL

Fund	<2022	2022	2023	2024	2025	2026	>2026	All Years
Item Number: 444395 1 Project Description: SEBRING REGIONAL AIRPORT RAILROAD REHABILITATION - CONSTRUCTION*NON-SIS*								
District: 01 County: HIGHLANDS Type of Work: AVIATION PRESERVATION PROJECT Project Length: .000 LRTP Page B.2								
CAPITAL RESPONSIBLE AGENCY SEBRING REGIONAL AIRPORT								
DDR -DISTRICT DEDICATED REVENUE	2,192,578	0	0	0	0	0	0	2,192,578
DPTO -STATE - PTO	3,575,983	2,181,559	0	0	0	0	0	5,757,542
Item 444395 1 Totals:	5,768,561	2,181,559	0	0	0	0	0	7,950,120
Project Total:	5,768,561	2,181,559	0	0	0	0	0	7,950,120

FLP: AVIATION

Fund	<2022	2022	2023	2024	2025	2026	>2026	All Years
Item Number: 441673 1 Project Description: ARCADIA MUNICIPAL AIRPORT AUTOMATED WEATHER OBSERVATION SYSTEM*NON-SIS*								
District: 01 County: DESOTO Type of Work: AVIATION SAFETY PROJECT Project Length: .000 LRTP Page B.2								
CAPITAL RESPONSIBLE AGENCY ARCADIA MUNICIPAL AIRPORT								
DDR -DISTRICT DEDICATED REVENUE	0	195,000	0	0	0	0	0	195,000
Item 441673 1 Totals:	0	195,000	0	0	0	0	0	195,000
Project Total:	0	195,000	0	0	0	0	0	195,000

Fund	<2022	2022	2023	2024	2025	2026	>2026	All Years
Item Number: 441674 1 Project Description: ARCADIA MUNICIPAL AIRPORT DESIGN AND CONSTRUCT T HANGERS*NON-SIS*								
District: 01 County: DESOTO Type of Work: AVIATION REVENUE/OPERATIONAL Project Length: .000 LRTP Page B.2								
CAPITAL RESPONSIBLE AGENCY ARCADIA MUNICIPAL AIRPORT								
DDR -DISTRICT DEDICATED REVENUE	0	150,000	954,138	0	0	0	0	1,104,138
DPTO -STATE - PTO	0	0	345,862	0	0	0	0	345,862
Item 441674 1 Totals:	0	150,000	1,300,000	0	0	0	0	1,450,000
Project Total:	0	150,000	1,300,000	0	0	0	0	1,450,000

Fund	<2022	2022	2023	2024	2025	2026	>2026	All Years
Item Number: 444912 1 Project Description: WAUCHULA MUNICIPAL ARPT TAXIWAY A REHABILITAION DESIGN CONSTRUCT*NON-SIS*								
District: 01 County: HARDEE Type of Work: AVIATION PRESERVATION PROJECT Project Length: .000 LRTP Page B.2								
CAPITAL RESPONSIBLE AGENCY WAUCHULA MUNICIPAL AIRPORT								
DDR -DISTRICT DEDICATED REVENUE	0	33,184	0	0	0	0	0	33,184
DPTO -STATE - PTO	0	160,000	0	0	0	0	0	160,000
FAA -FEDERAL AVIATION ADMIN	0	2,880,000	0	0	0	0	0	2,880,000
LF -LOCAL FUNDS	0	126,816	0	0	0	0	0	126,816
Item 444912 1 Totals:	0	3,200,000	0	0	0	0	0	3,200,000
Project Total:	0	3,200,000	0	0	0	0	0	3,200,000

Fund	<2022	2022	2023	2024	2025	2026	>2026	All Years
Item Number: 448720 1 Project Description: WAUCHULA MUNICIPAL AIRPORT MASTER PLAN UPDATE*NON-SIS*								
District: 01 County: HARDEE Type of Work: AVIATION CAPACITY PROJECT Project Length: .000 LRTP Page B.2								
CAPITAL RESPONSIBLE AGENCY WAUCHULA MUNICIPAL AIRPORT								
DDR -DISTRICT DEDICATED REVENUE	0	0	7,895	0	0	0	0	7,895
FAA -FEDERAL AVIATION ADMIN	0	0	142,105	0	0	0	0	142,105
LF -LOCAL FUNDS	0	0	7,895	0	0	0	0	7,895
Item 448720 1 Totals:	0	0	157,895	0	0	0	0	157,895
Project Total:	0	0	157,895	0	0	0	0	157,895

Fund	<2022	2022	2023	2024	2025	2026	>2026	All Years
Item Number: 448721 1 Project Description: WAUCHULA MUNICIPAL ARPT APRON EXPANSIONS*NON-SIS*								
District: 01 County: HARDEE Type of Work: AVIATION SAFETY PROJECT Project Length: .000 LRTP Page B.2								
CAPITAL RESPONSIBLE AGENCY WAUCHULA MUNICIPAL AIRPORT								
DDR -DISTRICT DEDICATED REVENUE	0	0	0	5,000	0	25,000	0	30,000
DPTO -STATE - PTO	0	0	0	0	25,000	0	0	25,000
FAA -FEDERAL AVIATION ADMIN	0	0	0	90,000	450,000	450,000	0	990,000
LF -LOCAL FUNDS	0	0	0	5,000	25,000	25,000	0	55,000
Item 448721 1 Totals:	0	0	0	100,000	500,000	500,000	0	1,100,000
Project Total:	0	0	0	100,000	500,000	500,000	0	1,100,000

Fund	<2022	2022	2023	2024	2025	2026	>2026	All Years
Item Number: 448722 1 Project Description: WAUCHULA MUNICIPAL ARPT CONSTRUCT AWOS-11*NON-SIS*								
District: 01 County: HARDEE Type of Work: AVIATION SAFETY PROJECT Project Length: .000 LRTP Page B.2								
CAPITAL RESPONSIBLE AGENCY WAUCHULA MUNICIPAL AIRPORT								
DDR -DISTRICT DEDICATED REVENUE	0	0	12,500	0	0	0	0	12,500
FAA -FEDERAL AVIATION ADMIN	0	0	225,000	0	0	0	0	225,000
LF -LOCAL FUNDS	0	0	12,500	0	0	0	0	12,500
Item 448722 1 Totals:	0	0	250,000	0	0	0	0	250,000
Project Total:	0	0	250,000	0	0	0	0	250,000

Fund	<2022	2022	2023	2024	2025	2026	>2026	All Years
Item Number: 437076 1 Project Description: LABELLE MUNICIPAL APT LAND ACQ*NON-SIS*								
District: 01 County: HENDRY Type of Work: AVIATION PRESERVATION PROJECT Project Length: .000 LRTP Page B.2								
Extra Description: LAND ACQUISITIONS								
CAPITAL RESPONSIBLE AGENCY LABELLE MUNICIPAL AIRPORT								
DDR -DISTRICT DEDICATED REVENUE	0	0	0	1,090	0	0	0	1,090
DPTO -STATE - PTO	0	0	0	348,910	0	0	0	348,910
LF -LOCAL FUNDS	0	0	0	87,500	0	0	0	87,500
Item 437076 1 Totals:	0	0	0	437,500	0	0	0	437,500
Project Total:	0	0	0	437,500	0	0	0	437,500

Fund	<2022	2022	2023	2024	2025	2026	>2026	All Years
Item Number: 439943 1 Project Description: LABELLE MUNICIPAL AIRPORT T-HANGERS AND ACCESS DRIVES*NON-SIS*								
District: 01 County: HENDRY Type of Work: AVIATION REVENUE OPERATIONAL Project Length: .000 LRTP Page B.2								
CAPITAL RESPONSIBLE AGENCY LABELLE MUNICIPAL AIRPORT								
DDR -DISTRICT DEDICATED REVENUE	150,000	252,120	0	0	0	0	0	402,120
DPTO -STATE - PTO	0	1,047,880	0	0	0	0	0	1,047,880
Item 439943 1 Totals:	150,000	1,300,000	0	0	0	0	0	1,450,000
Project Total:	150,000	1,300,000	0	0	0	0	0	1,450,000

Fund	<2022	2022	2023	2024	2025	2026	>2026	All Years
Item Number: 441688 1 Project Description: SEBRING REGIONAL ARPT TERMINAL APRON REHABILITATION DESIGN & CONSTRUCT*NON-SIS*								
District: 01 County: HIGHLANDS Type of Work: AVIATION PRESERVATION PROJECT Project Length: .000 LRTP Page B.2								
CAPITAL RESPONSIBLE AGENCY SEBRING REGIONAL AIRPORT								
-TOTAL OUTSIDE YEARS	495,839	0	0	0	0	0	0	495,839
Item 441688 1 Totals:	495,839	0	0	0	0	0	0	495,839
Project Total:	495,839	0	0	0	0	0	0	495,839

Fund	<2022	2022	2023	2024	2025	2026	>2026	All Years
Item Number: 431878 1 Project Description: SEBRING REG APT CONST PARALLEL TW BRAVO (B)*NON-SIS*								
District: 01 County: HIGHLANDS Type of Work: AVIATION PRESERVATION PROJECT Project Length: .000 LRTP Page B.2								
CAPITAL RESPONSIBLE AGENCY SEBRING REGIONAL AIRPORT								
DPTO -STATE - PTO	0	0	45,680	0	0	0	0	45,680
FAA -FEDERAL AVIATION ADMIN	0	0	1,735,790	0	0	0	0	1,735,790
LF -LOCAL FUNDS	0	0	45,680	0	0	0	0	45,680
Item 431878 1 Totals:	0	0	1,827,150	0	0	0	0	1,827,150
Project Total:	0	0	1,827,150	0	0	0	0	1,827,150

Fund	<2022	2022	2023	2024	2025	2026	>2026	All Years
Item Number: 446305 1 Project Description: AVON PARK EXECUTIVE ARPT MASTER PLAN UPDATE*NON-SIS*								
District: 01 County: HIGHLANDS Type of Work: AVIATION CAPACITY PROJECT Project Length: .000 LRTP Page B.2								
CAPITAL RESPONSIBLE AGENCY AVON PARK AIRPORT								
DPTO -STATE - PTO	0	35,000	0	0	0	0	0	35,000
FAA -FEDERAL AVIATION ADMIN	0	315,000	0	0	0	0	0	315,000
Item 446305 1 Totals:	0	350,000	0	0	0	0	0	350,000
Project Total:	0	350,000	0	0	0	0	0	350,000

Fund	<2022	2022	2023	2024	2025	2026	>2026	All Years
Item Number: 446316 1 Project Description: AVON PARK EXECUTIVE ARPT HANGARS*NON-SIS*								
District: 01 County: HIGHLANDS Type of Work: AVIATION REVENUE OPERATIONAL Project Length: .000 LRTP Page B.2								
CAPITAL RESPONSIBLE AGENCY AVON PARK AIRPORT								
DPTO -STATE - PTO	0	0	0	0	2,000,000	0	0	2,000,000
Item 446316 1 Totals:	0	0	0	0	2,000,000	0	0	2,000,000
Project Total:	0	0	0	0	2,000,000	0	0	2,000,000

Fund	<2022	2022	2023	2024	2025	2026	>2026	All Years
Item Number: 446383 1 Project Description: SEBRING REGIONAL ARPT TERMINAL APRON REHABILITATION*NON-SIS*								
District: 01 County: HIGHLANDS Type of Work: AVIATION PRESERVATION PROJECT Project Length: .000 LRTP Page B.2								
CAPITAL RESPONSIBLE AGENCY SEBRING REGIONAL AIRPORT								
DDR -DISTRICT DEDICATED REVENUE	0	0	0	0	3,578,779	0	0	3,578,779
DPTO -STATE - PTO	0	0	0	800,000	1,721,221	500,000	0	3,021,221
Item 446383 1 Totals:	0	0	0	800,000	5,300,000	500,000	0	6,600,000
Project Total:	0	0	0	800,000	5,300,000	500,000	0	6,600,000

Fund	<2022	2022	2023	2024	2025	2026	>2026	All Years
Item Number: 446384 1 Project Description: SEBRING REGIONAL ARPT TAXIWAY A REHAB*NON-SIS*								
District: 01 County: HIGHLANDS Type of Work: AVIATION PRESERVATION PROJECT Project Length: .000 LRTP Page B.2								
CAPITAL RESPONSIBLE AGENCY SEBRING REGIONAL AIRPORT								
DPTO -STATE - PTO	0	0	0	0	40,000	375,000	0	415,000
FAA -FEDERAL AVIATION ADMIN	0	0	0	0	360,000	3,375,000	0	3,735,000
Item 446384 1 Totals:	0	0	0	0	400,000	3,750,000	0	4,150,000
Project Total:	0	0	0	0	400,000	3,750,000	0	4,150,000

Fund	<2022	2022	2023	2024	2025	2026	>2026	All Years
Item Number: 448709 1 Project Description: SEBRING REGIONAL ARPT DESIGN CONSTRUCT TAXIWAY A4 REALIGNMENT*NON-SIS*								
District: 01 County: HIGHLANDS Type of Work: AVIATION PRESERVATION PROJECT Project Length: .000 LRTP Page B.2								
CAPITAL RESPONSIBLE AGENCY SEBRING REGIONAL AIRPORT								
DDR -DISTRICT DEDICATED REVENUE	0	3,750	34,010	0	0	0	0	37,760
FAA -FEDERAL AVIATION ADMIN	0	67,500	612,180	0	0	0	0	679,680
LF -LOCAL FUNDS	0	3,750	34,010	0	0	0	0	37,760
Item 448709 1 Totals:	0	75,000	680,200	0	0	0	0	755,200
Project Total:	0	75,000	680,200	0	0	0	0	755,200

Fund	<2022	2022	2023	2024	2025	2026	>2026	All Years
Item Number: 448710 1 Project Description: SEBRING REGIONAL ARPT PARTIAL PARRALLEL TAXIWAY D*NON-SIS*								
District: 01 County: HIGHLANDS Type of Work: AVIATION PRESERVATION PROJECT Project Length: .000 LRTP Page B.2								
CAPITAL RESPONSIBLE AGENCY SEBRING REGIONAL AIRPORT								
DDR -DISTRICT DEDICATED REVENUE	0	0	0	13,000	0	0	0	13,000
DPTO -STATE - PTO	0	0	0	0	150,000	0	0	150,000
FAA -FEDERAL AVIATION ADMIN	0	0	0	234,000	2,700,000	0	0	2,934,000
LF -LOCAL FUNDS	0	0	0	13,000	150,000	0	0	163,000
Item 448710 1 Totals:	0	0	0	260,000	3,000,000	0	0	3,260,000
Project Total:	0	0	0	260,000	3,000,000	0	0	3,260,000

Fund	<2022	2022	2023	2024	2025	2026	>2026	All Years
Item Number: 448711 1 Project Description: AVON PARK EXECUTIVE ARPT APRON REHABILITATION*NON-SIS*								
District: 01 County: HIGHLANDS Type of Work: AVIATION CAPACITY PROJECT Project Length: .000 LRTP Page B.2								
CAPITAL RESPONSIBLE AGENCY AVON PARK AIRPORT								
DDR -DISTRICT DEDICATED REVENUE	0	12,380	0	0	0	0	0	12,380
DPTO -STATE - PTO	0	0	140,042	0	0	0	0	140,042
FAA -FEDERAL AVIATION ADMIN	0	111,419	1,260,376	0	0	0	0	1,371,795
Item 448711 1 Totals:	0	123,799	1,400,418	0	0	0	0	1,524,217
Project Total:	0	123,799	1,400,418	0	0	0	0	1,524,217

Fund	<2022	2022	2023	2024	2025	2026	>2026	All Years
Item Number: 448712 1 Project Description: AVON PARK EXECUTIVE ARPT TAXIWAY E REHAB*NON-SIS*								
District: 01 County: HIGHLANDS Type of Work: AVIATION PRESERVATION PROJECT Project Length: .000 LRTP Page B.2								
CAPITAL RESPONSIBLE AGENCY AVON PARK AIRPORT								
DPTO -STATE - PTO	0	0	27,071	295,377	0	0	0	322,448
FAA -FEDERAL AVIATION ADMIN	0	0	243,639	2,658,391	0	0	0	2,902,030
Item 448712 1 Totals:	0	0	270,710	2,953,768	0	0	0	3,224,478
Project Total:	0	0	270,710	2,953,768	0	0	0	3,224,478

Fund	<2022	2022	2023	2024	2025	2026	>2026	All Years
Item Number: 448718 1 Project Description: AVON PARK EXECUTIVE ARPT EW TXWY TO RWY 10-28*NON-SIS*								
District: 01 County: HIGHLANDS Type of Work: AVIATION PRESERVATION PROJECT Project Length: .000 LRTP Page B.2								
CAPITAL RESPONSIBLE AGENCY AVON PARK AIRPORT								
DDR -DISTRICT DEDICATED REVENUE	0	0	0	15,203	0	0	0	15,203
DPTO -STATE - PTO	0	0	0	0	189,001	0	0	189,001
FAA -FEDERAL AVIATION ADMIN	0	0	0	273,657	3,402,019	0	0	3,675,676
LF -LOCAL FUNDS	0	0	0	15,203	189,001	0	0	204,204
Item 448718 1 Totals:	0	0	0	304,063	3,780,021	0	0	4,084,084
Project Total:	0	0	0	304,063	3,780,021	0	0	4,084,084

Fund	<2022	2022	2023	2024	2025	2026	>2026	All Years
Item Number: 448723 1 Project Description: AVON PARK EXECUTIVE ARPT RUNWAY 10-28 REHAB*NON-SIS*								
District: 01 County: HIGHLANDS Type of Work: AVIATION PRESERVATION PROJECT Project Length: .000 LRTP Page B.2								
CAPITAL RESPONSIBLE AGENCY AVON PARK AIRPORT								
DDR -DISTRICT DEDICATED REVENUE	0	0	0	0	0	39,225	0	39,225
FAA -FEDERAL AVIATION ADMIN	0	0	0	0	0	353,021	0	353,021
Item 448723 1 Totals:	0	0	0	0	0	392,246	0	392,246
Project Total:	0	0	0	0	0	392,246	0	392,246

Fund	<2022	2022	2023	2024	2025	2026	>2026	All Years
Item Number: 441868 1 Project Description: OKEECHOBEE ARPT EXEND TAXIWAY A AT WEST END*NON-SIS*								
District: 01 County: OKEECHOBEE Type of Work: AVIATION CAPACITY PROJECT Project Length: .000 LRTP Page B.2								
CAPITAL RESPONSIBLE AGENCY OKEECHOBEE AIRPORT								
DDR -DISTRICT DEDICATED REVENUE	0	0	0	0	488,591	0	0	488,591
DPTO -STATE - PTO	0	0	0	0	371,409	0	0	371,409
LF -LOCAL FUNDS	0	0	0	0	215,000	0	0	215,000
Item 441868 1 Totals:	0	0	0	0	1,075,000	0	0	1,075,000
Project Total:	0	0	0	0	1,075,000	0	0	1,075,000

Fund	<2022	2022	2023	2024	2025	2026	>2026	All Years
Item Number: 441973 1 Project Description: OKEECHOBEE ARPT TAXIWAY B REALIGNMENT*NON-SIS*								
District: 01 County: OKEECHOBEE Type of Work: AVIATION PRESERVATION PROJECT Project Length: .000 LRTP Page B.2								
CAPITAL RESPONSIBLE AGENCY OKEECHOBEE AIRPORT								
DDR -DISTRICT DEDICATED REVENUE	0	200,000	851,394	0	0	0	0	1,051,394
DPTO -STATE - PTO	0	162,666	716,606	1,186,135	0	0	0	2,065,407
LF -LOCAL FUNDS	0	90,667	392,000	364,400	0	0	0	847,067
Item 441973 1 Totals:	0	453,333	1,960,000	1,550,535	0	0	0	3,963,868
Project Total:	0	453,333	1,960,000	1,550,535	0	0	0	3,963,868

Fund	<2022	2022	2023	2024	2025	2026	>2026	All Years
Item Number: 444618 1 Project Description: OKEECHOBEE COUNTY ARPT RUNWAY 5 23 REHABILITATION*NON-SIS*								
District: 01 County: OKEECHOBEE Type of Work: AVIATION PRESERVATION PROJECT Project Length: .000 LRTP Page B.2								
CAPITAL RESPONSIBLE AGENCY OKEECHOBEE AIRPORT								
DDR -DISTRICT DEDICATED REVENUE	0	208,000	0	0	0	0	0	208,000
FAA -FEDERAL AVIATION ADMIN	0	2,340,000	0	0	0	0	0	2,340,000
LF -LOCAL FUNDS	0	52,000	0	0	0	0	0	52,000
Item 444618 1 Totals:	0	2,600,000	0	0	0	0	0	2,600,000
Project Total:	0	2,600,000	0	0	0	0	0	2,600,000

Fund	<2022	2022	2023	2024	2025	2026	>2026	All Years
Item Number: 446352 1 Project Description: OKEECHOBEE ARPT PARKING LOT EXPANSION AND ACCESS ROAD*NON-SIS*								
District: 01 County: OKEECHOBEE Type of Work: AVIATION REVENUE OPERATIONAL Project Length: .000 LRTP Page B.2								
CAPITAL RESPONSIBLE AGENCY OKEECHOBEE AIRPORT								
DPTO -STATE - PTO	0	0	150,000	700,000	0	0	0	850,000
Item 446352 1 Totals:	0	0	150,000	700,000	0	0	0	850,000
Project Total:	0	0	150,000	700,000	0	0	0	850,000

Fund	<2022	2022	2023	2024	2025	2026	>2026	All Years
Item Number: 446354 1 Project Description: OKEECHOBEE ARPT RUNWAY 14 43 REHAB*NON-SIS*								
District: 01 County: OKEECHOBEE Type of Work: AVIATION PRESERVATION PROJECT Project Length: .000 LRTP Page B.2								
CAPITAL RESPONSIBLE AGENCY OKEECHOBEE AIRPORT								
DPTO -STATE - PTO	0	0	0	0	0	240,000	0	240,000
LF -LOCAL FUNDS	0	0	0	0	0	60,000	0	60,000
Item 446354 1 Totals:	0	0	0	0	0	300,000	0	300,000
Project Total:	0	0	0	0	0	300,000	0	300,000

FLP: TRANSIT

Fund	<2022	2022	2023	2024	2025	2026	>2026	All Years
Item Number: 445868 1 Project Description: CNTRL FL REGIONAL PLAN COUNCIL FTA SECTION 5311 OPERATING - DART*NON-SIS*								
District: 01 County: DESOTO Type of Work: OPERATING/ADMIN. ASSISTANCE Project Length: .000 LRTP Page B.2								
OPERATIONS MANAGED BY CENTRAL FLORIDA REGIONAL PLANNING COUNCIL								
DU -STATE PRIMARY FEDERAL REIMB	303,000	143,000	143,000	143,000	143,000	160,000	0	1,035,000
LF -LOCAL FUNDS	303,000	143,000	143,000	143,000	143,000	160,000	0	1,035,000
Item 445868 1 Totals:	606,000	286,000	286,000	286,000	286,000	320,000	0	2,070,000
Project Total:	606,000	286,000	286,000	286,000	286,000	320,000	0	2,070,000

Fund	<2022	2022	2023	2024	2025	2026	>2026	All Years
Item Number: 447505 1 Project Description: HENDRY/GLADES CO HENDRY COUNTY BOCC FTA SECT 5311 OPERATING*NON-SIS*								
District: 01 County: HENDRY Type of Work: OPERATING/ADMIN. ASSISTANCE Project Length: .000 LRTP Page B.2								
OPERATIONS MANAGED BY HENDRY COUNTY								
DU -STATE PRIMARY FEDERAL REIMB	516,567	150,000	150,000	150,000	150,000	150,000	0	1,266,567
LF -LOCAL FUNDS	516,567	150,000	150,000	150,000	150,000	150,000	0	1,266,567
Item 447505 1 Totals:	1,033,134	300,000	300,000	300,000	300,000	300,000	0	2,533,134
Project Total:	1,033,134	300,000	300,000	300,000	300,000	300,000	0	2,533,134

Fund	<2022	2022	2023	2024	2025	2026	>2026	All Years
Item Number: 448231 1 Project Description: HENDRY COUNTY BOCC (CLEW-BELLE) FTA SECTION 5311 OPERATING*NON-SIS*								
District: 01 County: HENDRY Type of Work: OPERATING/ADMIN. ASSISTANCE Project Length: .000 LRTP Page B.2								
OPERATIONS MANAGED BY HENDRY COUNTY								
DU -STATE PRIMARY FEDERAL REIMB	188,566	188,566	188,566	188,566	188,566	188,566	0	1,131,396
LF -LOCAL FUNDS	188,566	188,566	188,566	188,566	188,566	188,566	0	1,131,396
Item 448231 1 Totals:	377,132	377,132	377,132	377,132	377,132	377,132	0	2,262,792
Project Total:	377,132	377,132	377,132	377,132	377,132	377,132	0	2,262,792

Fund	<2022	2022	2023	2024	2025	2026	>2026	All Years
Item Number: 410124 1 Project Description: CEN FL REGNL PLAN COUNCIL FTA SECTION 5311 OPERATING ASST*NON-SIS*								
District: 01 County: HIGHLANDS Type of Work: OPERATING/ADMIN. ASSISTANCE Project Length: .000 LRTP Page B.2								
Extra Description: SECTION 5311 RURAL AREAS ONLY								
OPERATIONS MANAGED BY CENTRAL FLORIDA REGIONAL PLANNING COUNCIL								
DU -STATE PRIMARY FEDERAL REIMB	8,374,775	579,847	400,000	588,759	750,733	660,000	0	11,354,114
LF -LOCAL FUNDS	8,374,775	579,847	400,000	588,759	750,733	660,000	0	11,354,114
Item 410124 1 Totals:	16,749,550	1,159,694	800,000	1,177,518	1,501,466	1,320,000	0	22,708,228
Project Total:	16,749,550	1,159,694	800,000	1,177,518	1,501,466	1,320,000	0	22,708,228

Fund	<2022	2022	2023	2024	2025	2026	>2026	All Years
Item Number: 435862 1 Project Description: CEN FL REGNL PLAN COUNCIL FTA SECTION 5310 OPERATING ASST*NON-SIS*								
District: 01 County: HIGHLANDS Type of Work: OPERATING/ADMIN. ASSISTANCE Project Length: .000 LRTP Page B.2								
OPERATIONS MANAGED BY CENTRAL FLORIDA REGIONAL PLANNING COUNCIL								
DU -STATE PRIMARY FEDERAL REIMB		474,746						474,746
LF -LOCAL FUNDS		474,746						474,746
Item 410124 1 Totals:		949,492						949,492
Project Total:		949,492						949,492

Fund	<2022	2022	2023	2024	2025	2026	>2026	All Years
Item Number: 439215 1 Project Description: HEARTLAND REGIONAL TPO-TRANSIT PLANNING-FTA SECTION 5305(D)*NON-SIS*								
District: 01 County: HIGHLANDS Type of Work: MODAL SYSTEMS PLANNING Project Length: .000 LRTP Page B.2								
PLANNING MANAGED BY HEARTLAND REGIONAL TPO								
DPTO -STATE - PTO	37,350	3,817	3,817	3,817	4,157	5,524	0	58,482
DU -STATE PRIMARY FEDERAL REIMB	343,023	30,537	30,537	30,537	33,259	44,197	0	512,090
LF -LOCAL FUNDS	37,350	3,817	3,817	3,817	4,157	5,525	0	58,483
Item 439215 1 Totals:	417,723	38,171	38,171	38,171	41,573	55,246	0	629,055
Project Total:	417,723	38,171	38,171	38,171	41,573	55,246	0	629,055

Fund	<2022	2022	2023	2024	2025	2026	>2026	All Years
Item Number: 436948 1 Project Description: 5310 OPERATING ASSISTANCE FOR RIDGE AREA ARC *NON-SIS*								
District: 01 County: HIGHLANDS Type of Work: OPERATING/ADMIN. ASSISTANCE Project Length: .000 LRTP Page B.2								
OPERATIONS MANAGED BY RIDGE AREA ARC								
DU -STATE PRIMARY FEDERAL REIMB		50,000						50,000
LF -LOCAL FUNDS		50,000						50,000
Item 436948 1 Totals:		100,000						100,000
Project Total:		100,000						100,000

Local Projects

A project included in a local government adopted Capital Improvements Program that is on, intersects with, or impacts the Regional Roadway Network may, at the discretion of the local government, be included in the HRTPO Transportation Improvement Program. No local projects were received. No additional locally funded projects were identified as regionally significant or intersects with or impacts the Regional Roadway Network.

Appendix A: Adopted Project Priority Evaluation Criteria

L RTP Goals	Evaluation Criteria for Capacity Projects	Criteria Scoring
Improve Safety	Safety	
	Roadway with no serious injuries/fatal crashes in past 5 years (depending on data availability)	0
	Roadway with 1 or more serious injuries/fatal crashes in past 5 years (depending on data availability)	15
	Emergency Evacuation Routes*	
	Not a designated evacuation route	0
	Is a designated evacuation route	15
Provide Reliable and Efficient Options	Project Status	
	Not programmed for Capital Improvement Program (CIP) or Transportation Improvement Program (TIP)	0
	Preliminary Engineering or Project Development & Environment and/or alignment study phase programmed in TIP	8
	Right-of-Way acquisition and/or construction programmed in TIP	15
	Provide reliable and efficient options	
	No reuse of existing investment	0
	Preserves existing investment	3
	Optimizes reuse of existing investment	5
	Existing Congestion Level	
	0.0 to 0.7 Volume / Capacity ratio (V/C)	0
0.71 to 0.99 V/C	10	
1.0 and above V/C	20	
Create Quality Places	Sociocultural effects/Environmental Justice/Environmental Impact	
	Potential negative impact on environment or environmental justice area	0
	No impact to environment or environmental justice area	3
	Potential positive impact on environmental justice area and no environmental impact	5
Support Economic Development	Regional Freight Corridor**	
	Not on HRTPO Regional Roadway Network or Regional freight corridor	0
	Is on HRTPO Regional Roadway Network	5
	Is a Regional freight corridor	10
	Access to Major Activity or Employment Centers	
	No direct access to activity or employment center	0
	Improves access to activity or employment center	5
	Provides access to a new activity or employment center	10
Connect Local Areas and Provide Choices	Multimodal Connectivity	
	No multimodal improvement	0
	Bicycle and/or sidewalk improvement	3
	Access to transit improvement	5

*Evacuation routes are from the Statewide Regional Evacuation Study (SRES)

**Regional freight corridor as designated in the FDOT District One Freight Mobility and Trade Study, October 2015



Adopted: March 16, 2016
Amended: November 1, 2017

The evaluation criteria for non-capacity projects including Transportation Alternatives (TA), Congestion Management (CM), and Regional Transportation Alternatives Program Projects (RTAP), and Transportation Regional Incentive Program Projects (TRIP) was adopted April 27, 2016, and amended November 28, 2018.

L RTP Goals	Evaluation Criteria for Congestion Management Projects	Criteria Scoring
Improve Safety	Safety	
	Road/intersection has experienced 1 or more fatal or serious accidents in previous 5 years	20
	Pedestrian Safety	
Provide Reliable and Efficient Options	Road/intersection has 1 or more car/pedestrian incidents past 5 years	20
	Project Status/Funding Availability	
	Local funding is available to advance or contribute to project	10
	Level of Service (LOS)	
	Segment of road or intersection does not meet FDOT LOS Standards	10
	Truck Factor	
	Truck factor on segment of road or intersection managed by FDOT is greater than 10%	10
Non Interstate Reliability		
Person miles traveled on Non Interstate NHS segment of road managed by FDOT reported as not reliable or below 50% on FDOT scale	20	
Create Quality Places	Community and/or Environmental Impact	
	Potential negative impact on community or environment	0
	No impact to community or environment	5
	Potential positive impact on community or environment	10

L RTP Goals	Evaluation Criteria for Transportation Alternative Projects	Criteria Scoring
Improve Safety	Safety	
	Adjacent road has 1 or more car/pedestrian incidents past 5 years	20
	School Zone Safety	
	Project is within 1-2 miles from a K-12 school	4
	Project is 1/2 mile to 1 mile from a K-12 school	10
	Project is within 1/2 mile of a K-12 school	16
	Project is within 1/4 mile of a K-12 school	18
Project is within 1/8 mile of a K-12 school	20	
Provide Reliable and Efficient Options	Project Linkage	
	Isolated improvement	0
	Connects to network	15
	Completes connection/closes gap	30
	Project Status/Funding Availability	
Additional phase or connects to project in Five-Year Work Program or funded Local Capital Improvement Program	10	
Create Quality Places	Community and/or Environmental Impact	
	Potential negative impact on community or environment	0
	No impact to community or environment	5
	Potential positive impact on community or environment	10
	Areas of Limited Modal Choice	
Zero Vehicle Household rate in project Census tract 6.1% or higher	10	

Adopted: April 27, 2016 | Amended: November 28, 2018

Appendix B: Performance Measures

BACKGROUND

Performance management is a strategic approach to connect investment and policy decisions to help achieve performance goals. Performance measures are quantitative criteria used to evaluate progress. Performance measure targets are the benchmarks against which progress is assessed using available data. The Moving Ahead for Progress in the 21st Century Act (MAP-21) requires state departments of transportation (DOT) and metropolitan planning organizations (MPO) or transportation planning organizations (TPO) to conduct performance-based planning by tracking performance measures and establishing data-driven targets to improve those measures. Performance-based planning ensures the most efficient investment of transportation funds by increasing accountability, providing transparency, and linking investment decisions to key outcomes related to seven national goals:

- Improving safety;
- Maintaining infrastructure condition;
- Reducing traffic congestion;
- Improving the efficiency of the system and freight movement;
- Protecting the environment; and
- Reducing delays in project delivery.

The Fixing America's Surface Transportation (FAST) Act supplements MAP-21 by establishing timelines for state DOTs and TPOs to comply with the requirements of MAP-21. The Florida Department of Transportation (FDOT) and TPOs must coordinate when selecting PM1, PM2, and PM3 performance targets, and public transportation providers must coordinate with states and TPOs in the selection of state and TPO transit asset management and transit safety performance targets. FDOT and the MPOAC developed the TPM Consensus Planning Document to describe the processes through which FDOT, the TPOs, and the providers of public transportation in TPO planning areas will cooperatively develop and share information related to transportation performance management and target setting.

HIGHWAY SAFETY MEASURES (PM1)

On August 31, 2020, FDOT established statewide performance targets for the safety measures for calendar year 2020. On January 20, 2021, the HRTPO agreed to support FDOT's statewide safety performance targets, thus agreeing to plan and program projects in the TIP that once implemented, are anticipated to make progress toward achieving the statewide targets. Table B.1 presents the statewide and TPO safety targets.

Table B.1. Statewide and TPO Safety Performance Targets

Statewide Safety Performance Targets	Statewide Target (2020)	HRTPO Target (2020)
Number of fatalities	0	0
Rate of fatalities per 100 million vehicle miles traveled (VMT)	0	0
Number of serious Injuries	0	0
Rate of serious injures per 100 million vehicle miles traveled (VMT)	0	0
Number of non-motorized fatalities and serious injuries	0	0

FDOT adopted Vision Zero in 2012. This, in effect, became FDOT’s target for zero traffic fatalities and quantified the policy set by Florida’s Legislature more than 35 years ago (Section 334.046(2), Florida Statutes, emphasis added): *“The mission of the Department of Transportation shall be to provide a safe statewide transportation system...”*

FDOT and Florida’s traffic safety partners are committed to eliminating fatalities and serious injuries. As stated in the Safe System approach promoted by the Federal Highway Administration, the death or serious injury of any person is unacceptable. Therefore, FDOT has established 0 as the only acceptable target for all five of the federal safety performance measures. FDOT reaffirms this commitment each year in setting annual safety targets. The Florida Transportation Plan (FTP), the state’s long-range transportation plan, identifies eliminating transportation related fatalities and serious injuries as the state’s highest transportation priority. Florida’s Strategic Highway Safety Plan (SHSP), published in March 2021, specifically embraces Target Zero and identifies strategies to achieve zero traffic deaths and serious injuries. The SHSP was updated in coordination with Florida’s 27 MPOs and the MPOAC. The SHSP development process included review of safety-related goals, objectives, and strategies in TPO plans. The SHSP guides FDOT, TPOs, and other safety partners in addressing safety and defines a framework for implementation activities to be carried out throughout the state.

Florida’s transportation safety partners have focused on reducing fatalities and serious injuries through the 4Es of engineering, education, enforcement, and emergency response. To achieve zero, FDOT and other safety partners will expand beyond addressing specific hazards and influencing individual behavior to reshaping transportation systems and communities to create a safer environment for all travel. The updated SHSP calls on Florida to think more broadly and inclusively by addressing four additional topics, which could be referred to as the 4Is: information intelligence, innovation, insight into communities, and investments and policies.

The Florida Highway Safety Improvement Program (HSIP) annual report documents the statewide performance toward the zero deaths vision. For the 2020 HSIP annual report, FDOT established 2021 statewide safety performance targets at “0” for each safety performance measure to reflect the Department’s vision of zero deaths. The HRTPO, along with FDOT and other traffic safety partners, shares a high concern about the upward trending of traffic fatalities, both statewide and nationally. As such, the HRTPO supports FDOT’s statewide 2021 safety targets. The safety initiatives within this TIP are intended to contribute toward achieving these targets

Safety performance measure targets are required to be adopted on an annual basis. In August of each calendar year, FDOT reports the following year’s targets in the HSIP Annual Report. Each TPO is required to either adopt FDOT’s targets or establish its own targets by the following February.

In early 2020, FHWA completed an assessment of target achievement for FDOT’s 2018 safety targets, based on actual five-year averages for each measure for 2014-2018. Per FHWA’s PM1 rule, a state has met or made significant progress toward its safety targets when at least four of the targets have been met or the actual outcome is better than the baseline performance. Based on FHWA’s review, Florida did not make significant progress toward achieving its safety targets. Both the total number of fatalities and the fatality rate increased. The total number of serious injuries has begun to decline on a five-year rolling average

Table B. 2: Trend Analysis	HRTPO Regional Baseline Performance (Five-Year Rolling Average)			HRTPO and Florida 2021 Performance Targets
	2013-17	2014-18	2015-19	
Number of Fatalities	66.8	71.6	77.4	0
Rate of Fatalities per 100 million Vehicle Miles Traveled (VMT)	2.235	2.321	2.442	0
Number of Serious Injuries	390.4	429.4	468.6	0
Rate of Serious Injuries per 100 million VMT	12.912	13.846	14.794	0
Number of Non-motorized Fatalities and Serious Injuries	34	35.6	35.6	0

basis, while the serious injury rate has declined steadily over this timeframe. Based on these trends, Florida is making progress towards achieving the targets established for serious injuries but not yet for fatalities or non-motorized users. As requested by FHWA, FDOT has developed an HSIP Implementation Plan to highlight additional strategies it will undertake in support of these targets. The HSIP Implementation Plan documents Florida's HSIP funding and project decisions for the upcoming fiscal year to meet or make significant progress toward meeting its safety performance targets in subsequent years.

As documented in the HSIP Implementation Plan, Florida received an allocation of approximately \$155 million in HSIP funds during the 2018 state fiscal year from July 1, 2018 through June 30, 2019, and fully allocated those funds to safety projects. FDOT used these HSIP funds to complete 391 projects, which address the safety categories of intersections, lane departure mitigation, pedestrian and bicyclist safety, and other programs representing SHSP emphasis areas.

FDOT's State Safety Office works closely with FDOT districts and regional and local traffic safety partners to update the HSIP annually. Historic, risk-based, and predictive safety analyses are conducted to identify appropriate proven countermeasures to reduce fatalities and serious injuries associated with Florida's SHSP emphasis areas, resulting in a list of projects that reflect the greatest needs and are anticipated to achieve the highest benefit. While these projects and the associated policies and standards may take years to be implemented, they are built on proven countermeasures for improving safety and addressing serious crash risks or safety problems identified through a data-driven process. Florida continues to allocate all available HSIP funding to safety projects. FDOT's HSIP Guidelines provide detailed information on this data-driven process and funding eligibility.

Baseline Conditions

After FDOT set its Safety Performance Measures targets in 2016, both FDOT and the HRTPO established 2017 Baseline Safety Performance Measures. To evaluate baseline Safety Performance Measures, the most recent five-year rolling average (2015-2019) of crash data and VMT are identified in the Table B.2.

Trends Analysis

The HRTPO uses crash data tracking fatalities and serious injuries in the region to analyze past trends and identify regional safety issues. Tracking these measures will help to estimate the effectiveness of future HRTPO transportation investment, as reflected in the TIP. Table B.2 shows the changes in Safety Performance Measures for the HRTPO from 2013 through 2019 in five-year rolling averages.

Safety Programs in the TIP

The TIP considers potential projects that fall into specific investment priorities established by the HRTPO in the Long Range Transportation Plan (LRTP). The HRTPO has developed criteria to evaluate potential projects submitted by local jurisdictions for both capacity and non-capacity projects shown in Appendix A. The adopted criteria supports specific investment priorities that support all of the TPO's goals, including safety, established in the LRTP and safety accounts for 30%-40% of the selection criteria. The TPO's goal of reducing fatal and serious injury crashes is linked to this investment plan, and the process used in prioritizing the projects is consistent with federal requirements. In order to achieve the reduction established by the safety targets, the TPO has evaluated projects that fall into specific investment categories established by the TPO in the project application, evaluation and ranking process. For the HRTPO, this includes over \$35 million in safety programs such as: sidewalks, roadway lighting, intersection improvements, signage and pavement markings, and railroad and aviation safety projects.

Investment Priorities in the TIP

The TIP includes specific investment priorities that support all of the TPO's goals including safety, using a prioritization and project selection process established in the LRTP. The TPO has developed a TIP project selection process that identifies and prioritizes projects aimed at improving transportation safety. The ranking criteria are updated annually and are included in the appendices of the TIP. The current ranking criteria give the most point value to projects with the greatest anticipated fatality reduction. Going forward, the project evaluation and prioritization processes used in the LRTP and the TIP will continue to use a data-driven strategy that considers stakeholder input to evaluate projects that have an anticipated effect of reducing both fatal and injury crashes.

The program of projects identified through this process are anticipated to contribute toward achievement of the safety targets. The safety infrastructure investments are targeted at specific opportunities to improve safety. For example, additional roadway lighting at intersections will improve pedestrian visibility to drivers and sidewalks will give pedestrians a safe way to travel.

These projects fall in the following categories. The HRTPO continues monitoring investments in the TIP and demonstrating progress toward goals and objectives.

- Side walk
- Lighting
- Safety projects
- Corridor improvements
- Add turning lanes
- Signing and pavement markings

In addition to the specific safety programs included in the TIP, other programs also consider safety as a key factor. Safety impacts are considered in the evaluation of proposed preservation, capacity, and operations projects, including projects on Florida's Strategic Intermodal System as well as regionally significant facilities identified in the LRTP. All projects in this TIP inherently support progress towards achieving the safety performance targets, through their adherence to the TPOs policies, programs, and standards related to safety.

PAVEMENT & BRIDGE CONDITION MEASURES (PM2)

In January 2017, USDOT published the Pavement and Bridge Condition Performance Measures Final Rule, which is also referred to as the PM2 rule. This rule establishes the following six performance measures:

1. Percent of Interstate pavements in good condition;
2. Percent of Interstate pavements in poor condition;
3. Percent of non-Interstate National Highway System (NHS) pavements in good condition;
4. Percent of non-Interstate NHS pavements in poor condition;
5. Percent of NHS bridges (by deck area) classified as in good condition; and
6. Percent of NHS bridges (by deck area) classified as in poor condition.

For the pavement measures, five pavement metrics are used to assess condition:

- International Roughness Index (IRI) - an indicator of roughness; applicable to asphalt, jointed concrete, and continuous concrete pavements;
- Cracking percent - percentage of pavement surface exhibiting cracking; applicable to asphalt, jointed concrete, and continuous concrete pavements;
- Rutting - extent of surface depressions; applicable to asphalt pavements only;
- Faulting - vertical misalignment of pavement joints; applicable to jointed concrete pavements only; and

- Present Serviceability Rating (PSR) – a quality rating applicable only to NHS roads with posted speed limits of less than 40 miles per hour (e.g., toll plazas, border crossings). States may choose to collect and report PSR for applicable segments as an alternative to the other four metrics.

For each pavement metric, a threshold is used to establish good, fair, or poor condition. Using these metrics and thresholds, pavement condition is assessed for each 0.1 mile section of the through travel lanes of mainline highways on the Interstate or the non-Interstate NHS. Asphalt pavement is assessed using the IRI, cracking, and rutting metrics, while jointed concrete is assessed using IRI, cracking, and faulting. For these two pavement types, a pavement section is rated good if the rating for all three metrics are good, and poor if the ratings for two or more metrics are poor. Continuous concrete pavement is assessed using the IRI and cracking metrics. For this pavement type, a pavement section is rated good if both metrics are rated good, and poor if both metrics are rated poor. If a state collects and reports PSR for any applicable segments, those segments are rated according to the PSR scale. For all three pavement types, sections that are not good or poor are rated fair.

The good/poor measures are expressed as a percentage and are determined by summing the total lane-miles of good or poor highway segments and dividing by the total lane-miles of all highway segments on the applicable system. Pavement in good condition suggests that no major investment is needed and should be considered for preservation treatment. Pavement in poor condition suggests major reconstruction investment is needed due to either ride quality or a structural deficiency. The bridge condition measures refer to the percentage of bridges by deck area on the NHS that are in good condition or poor condition. The measures assess the condition of four bridge components: deck, superstructure, substructure, and culverts. Each component has a metric rating threshold to establish good, fair, or poor condition. Each bridge on the NHS is evaluated using these ratings. If the lowest rating of the four metrics is greater than or equal to seven, the structure is classified as good. If the lowest rating is less than or equal to four, the structure is classified as poor. If the lowest rating is five or six, it is classified as fair.

The bridge measures are expressed as the percent of NHS bridges in good or poor condition. The percent is determined by summing the total deck area of good or poor NHS bridges and dividing by the total deck area of the bridges carrying the NHS. Deck area is computed using structure length and either deck width or approach roadway width. A bridge in good condition suggests that no major investment is needed. A bridge in poor condition is safe to drive on; however, it is nearing a point where substantial reconstruction or replacement is needed. Federal rules require state DOTs and TPOs to coordinate when setting pavement and bridge condition performance targets and monitor progress towards achieving the targets.

States must establish:

- Four-year targets for the percent of Interstate pavements in good and poor condition;
- Two-year and four-year targets for the percent of non-Interstate NHS pavements in good and poor condition; and
- Two-year and four-year targets for the percent of NHS bridges (by deck area) in good and poor condition.

TPOs must set four-year targets for all six measures. TPOs can either agree to program projects that will support the statewide targets or establish their own quantifiable targets for the MPO's planning area. The two-year and four-year targets represent pavement and bridge condition at the end of calendar years 2019 and 2021, respectively.

On May 18, 2018, FDOT established statewide performance targets for the pavement and bridge measures. On September 19, 2018, the HRTPO agreed to support FDOT's statewide pavement and bridge performance targets, thus agreeing to plan and program projects in the LRTP that will, once implemented, make progress toward achieving the statewide targets.

Table B.3. Statewide Pavement and Bridge Condition Performance Targets

Pavement and Bridge Condition Measures	2-year Statewide Target (2018 - 2019)	4-year Statewide Target (2018 - 2021)	HRTPO Region Current Conditions
Non-Interstate National Highway System (NHS) Pavement Measures			
Percent in good condition	40%	40%	35.5%
Percent in poor condition	5%	5%	0.3%
National Highway System (NHS) Bridge Deck Area Measures			
Percent of deck area in good condition	50%	50%	82.44%
Percent of deck area in poor condition	10%	10%	0.0%

For comparative purposes, the baseline (2017) conditions are as follows:

- 66.0 percent of the Interstate pavement is in good condition and 0.1 percent is in poor condition;
- 76.4 percent of the non-Interstate NHS pavement is in good condition and 3.6 percent is in poor condition; and
- 67.7 percent of NHS bridges (by deck area) is in good condition and 1.2 percent is in poor condition.

In determining its approach to establishing performance targets for the federal pavement and bridge condition performance measures, FDOT considered many factors. FDOT is mandated by Florida Statute 334.046 to preserve the state’s pavement and bridges to specific standards. To adhere to the statutory guidelines, FDOT prioritizes funding allocations to ensure the current transportation system is adequately preserved and maintained before funding is allocated for capacity improvements. These statutory guidelines envelope the statewide federal targets that have been established for pavements and bridges. In addition, MAP-21 requires FDOT to develop a Transportation Asset Management Plan (TAMP) for all NHS pavements and bridges within the state. The TAMP must include investment strategies leading to a program of projects that would make progress toward achievement of the state DOT targets for asset condition and performance of the NHS. FDOT’s TAMP was updated to reflect initial MAP-21 requirements in 2018 and the final TAMP was approved on June 28, 2019. Further, the federal pavement condition measures require a new methodology that is a departure from the methods currently used by FDOT and uses different ratings and pavement segment lengths. For bridge condition, the performance is measured in deck area under the federal measure, while the FDOT programs its bridge repair or replacement work on a bridge by bridge basis. As such, the federal measures are not directly comparable to the methods that are most familiar to FDOT.

In consideration of these differences, as well as other unknowns and unfamiliarity associated with the new required processes, FDOT took a conservative approach when establishing its initial pavement and bridge condition targets. It is the intent of FDOT to meet or exceed the established performance targets. The HRTPO TIP reflects investment priorities established in the 2045 Long Range Transportation Plan. The focus of the HRTPO’s investments in bridge and pavement condition include [list example programs and strategies or major projects funded in the TIP that address system preservation/maintenance on the Interstate and non-Interstate NHS in the TPO area, such as those in the following categories:

- Pavement replacement or reconstruction (on the NHS)
- New lanes or widenings of NHS facilities, including resurfacing existing NHS lanes associated with new capacity
- Bridge replacement or reconstruction
- New bridge capacity on the NHS
- System resiliency projects that improve NHS bridge components (e.g., upgrading culverts)]

The TIP devotes a significant amount of resources to projects that will maintain pavement and bridge condition performance. Investments in pavement and bridge condition include pavement replacement and reconstruction, bridge replacement and reconstruction, and new bridge and pavement capacity. The TIP will fund over \$238 million for bridges, resurfacing, and new capacity.

SYSTEM PERFORMANCE, FREIGHT, & CONGESTION MITIGATION & AIR QUALITY IMPROVEMENT PROGRAM MEASURES (PM3)

In January 2017, USDOT published the System Performance/Freight/CMAQ Performance Measures Final Rule to establish measures to assess passenger and freight performance on the Interstate and non-Interstate National Highway System (NHS), and traffic congestion and on-road mobile source emissions in areas that do not meet federal National Ambient Air Quality Standards (NAAQS). The rule, which is referred to as the PM3 rule, requires state DOTs and TPOs to establish targets for the following six performance measures:

National Highway Performance Program (NHPP)

1. Percent of person-miles on the Interstate system that are reliable, also referred to as Level of Travel Time Reliability (LOTTR);
2. Percent of person-miles on the non-Interstate NHS that are reliable (LOTTR);

National Highway Freight Program (NHFP)

3. Truck Travel Time Reliability index (TTTR);

Congestion Mitigation and Air Quality Improvement Program (CMAQ)

4. Annual hours of peak hour excessive delay per capita (PHED);
5. Percent of non-single occupant vehicle travel (Non-SOV); and
6. Cumulative 2-year and 4-year reduction of on-road mobile source emissions (NOx, VOC, CO, PM10, and PM2.5) for CMAQ funded projects.

In Florida, only the two LOTTR performance measures and the TTTR performance measure apply. Because all areas in Florida meet current NAAQS, the last three listed measures above pertaining to the CMAQ Program do not currently apply in Florida. A description of the applicable measures follows.

LOTTR Measures

The LOTTR performance measures assess the percent of person-miles traveled on the Interstate or the non-Interstate NHS that are reliable. LOTTR is defined as the ratio of longer travel times (80th percentile) to a normal travel time (50th percentile) of all applicable roads, across four time periods between the hours of 6 a.m. and 8 p.m. each day. The measure is expressed as the percent of person-miles traveled on the Interstate or Non-Interstate NHS system that are reliable. Person-miles consider the number of people traveling in buses, cars, and trucks over these roadway segments.

TTTR Measure

The TTTR performance measure assesses the reliability index for trucks traveling on the interstate. A TTTR ratio is generated by dividing the 95th percentile truck travel time by a normal travel time (50th percentile) for each segment of the Interstate system over specific time periods throughout weekdays and weekends. This is averaged across the length of all Interstate segments in the state or metropolitan planning area to determine the TTTR index. Federal rules require state DOTs and MPOs to coordinate when setting LOTTR and TTTR performance targets and monitor progress towards achieving the targets. States must establish:

- Two-year and four-year statewide targets for percent of person-miles on the Interstate system that are reliable;
- Four-year targets for the percent of person-miles on the non-Interstate NHS that are reliable ; and
- Two-year and four-year targets for truck travel time reliability.

TPOs must establish four-year targets for all three measures. TPOs can either agree to program projects that will support the statewide targets or establish their own quantifiable targets for the MPO’s planning area. The two-year and four-year targets represent system performance at the end of calendar years 2019 and 2021, respectively.

On May 18, 2018, FDOT established statewide performance targets for the system performance measures. On September 19, 2018, the HRTPO agreed to support FDOT’s statewide system performance targets, thus agreeing to plan and program projects in the TIP that once implemented, are anticipated to make progress toward achieving the statewide targets.

Table B.4. Statewide System Performance and Freight Targets

System Performance and Freight Targets	2-year Statewide Target (2018 - 2019)	4-year Statewide Target (2018 - 2021)	HRTPO Region Current Conditions
Percent of person-miles on the Interstate system that are reliable	75%	70%	N/A
Percent of person-miles on the non-Interstate National Highway System that are reliable	Not Required	50%	99%
Truck travel time reliability	1.75	2.00	N/A

For comparative purposes, baseline (2017) statewide conditions are as follows:

- 82.2 percent of person-miles traveled on the Interstate are reliable;
- 85.7 percent of person-miles traveled on the non-Interstate are reliable; and
- 1.43 truck travel time reliability index.

In establishing these targets, FDOT reviewed external and internal factors that may affect reliability; analyzed travel time data from the National Performance Management Research Dataset (NPMRDS) for the years 2014 to 2017, and developed a sensitivity analysis indicating the level of risk for road segments to become unreliable. The federal travel time reliability measures follow a new methodology that differ from prior Florida efforts. In addition, beginning in 2017, the NPMRDS expanded its coverage of travel segments, and a new vendor began to supply the dataset, creating a difference in reliability performance results on non-Interstate NHS segments between pre-2017 trends and later trends. These factors create challenges for establishing a confident trend line to inform target setting for the next two to four years.

In consideration of these differences, as well as other unknowns and unfamiliarity associated with the new required processes, FDOT took a conservative approach when establishing its initial statewide system performance and freight targets. It is the intent of FDOT to meet or exceed the established performance targets. System performance and freight are addressed through several statewide initiatives:

- Florida's Strategic Intermodal System (SIS) is composed of transportation facilities of statewide and interregional significance. The SIS is a primary focus of FDOT's capacity investments and is Florida's primary network for ensuring a strong link between transportation and economic competitiveness. These facilities, which span all modes and includes highways, are the workhorses of Florida's transportation system and account for a dominant share of the people and freight movement to, from and within Florida. The SIS includes 92 percent of NHS lane miles in the state. Thus, FDOT's focus on improving performance of the SIS goes hand-in-hand with improving the NHS, which is the focus of the FHWA's TPM program. The development of the SIS Five-Year Plan by FDOT considers scores on a range of measures including mobility, safety, preservation, and economic competitiveness as part of FDOT's Strategic Investment Tool (SIT).

- In addition, FDOT's Freight Mobility and Trade Plan (FMTP) defines policies and investments that will enhance Florida's economic development efforts into the future. The FMTP's Investment Element is specifically intended to identify freight needs, identify criteria for state investments in freight, and prioritize freight investments across modes. In February 2018, FHWA approved the FMTP as FDOT's State Freight Plan.

- FDOT also developed and refined a methodology to identify freight bottlenecks on Florida's SIS on an annual basis using vehicle probe data and travel time reliability measures. Identification of bottlenecks and estimation of their delay impact aids FDOT in focusing on relief efforts and ranking them by priority. In turn, this information is incorporated into FDOT's SIT to help identify the most important SIS capacity projects to relieve congestion.

The focus of the HRTPO's investments that address system performance and freight including corridor improvements, intersection improvements (on NHS roads), and investments in transit, bicycle, or pedestrian systems that promote mode shift. The TIP devotes a significant amount of resources to programs and projects that will improve system performance and freight reliability on the Interstate and non-Interstate NHS. Investments include intersection improvements. The TIP will fund \$38.5 million for projects that will improve system performance. The projects included in the TIP are consistent with FDOT's Five-Year Work Program, and therefore to FDOT's approach to prioritize funding to address performance goals and targets. Per federal planning requirements, the state selects projects on the NHS in cooperation with the TPO from the approved TIP. Given the significant resources devoted in the TIP to programs that address system performance and freight, the TPO anticipates that once implemented, the TIP will contribute to progress towards achieving the statewide reliability performance targets.

TRANSIT ASSET MANAGEMENT MEASURES

On July 26, 2016, FTA published the final Transit Asset Management rule. This rule applies to all recipients and subrecipients of Federal transit funding that own, operate, or manage public transportation capital assets. The rule defines the term “state of good repair,” requires that public transportation providers develop and implement transit asset management (TAM) plans, and establishes state of good repair standards and performance measures for four asset categories: equipment, rolling stock, transit infrastructure, and facilities. The rule became effective on October 1, 2018. Table B.5 identifies performance measures outlined in the final rule for transit asset management and the current conditions and targets.

Table B.5 FTA TAM Performance Measures

Asset Category	Asset Class	FY 2020 Asset Conditions	FY 2021 Performance Targets
Revenue Vehicles - Age - % of revenue vehicles that have met or exceeded their Useful Life Benchmark (ULB)	Automobile	28.60%	≤28%
	Bus	17.00%	≤16%
	Cutaway Bus	14.10%	≤14%
	Mini-Bus	100.00%	≤75%
	Mini-Van	26.60%	≤26%
	SUV	18.20%	≤18%
	Van	47.90%	≤47%
Equipment - Age - % of non-revenue vehicles that have met or exceeded their ULB	Non Revenue/Service Automobile	66.7%	≤66%
	Trucks and other Rubber Tire Vehicles	7.1%	≤7%
Facilities % of facilities with a condition rating below 3.0 on the FTA Transit Economic Requirements Model (TERM) Scale	Administration/ Maintenance Facilities	0%	≤0%

Asset Category Performance Measure

1. Equipment Percentage of non-revenue, support-service and maintenance vehicles that have met or exceeded their Useful Life Benchmark
2. Rolling Stock Percentage of revenue vehicles within a particular asset class that have either met or exceeded their Useful Life Benchmark
3. Infrastructure Percentage of track segments with performance restrictions
4. Facilities Percentage of facilities within an asset class rated below condition 3 on the TERM scale

For equipment and rolling stock classes, useful life benchmark (ULB) is defined as the expected lifecycle of a capital asset, or the acceptable period of use in service, for a particular transit provider’s operating environment. ULB considers a provider’s unique operating environment such as geography, service frequency, etc. Public transportation agencies are required to establish and report transit asset management targets annually for the following fiscal year. Each public transit provider or its sponsors must share its targets with each TPO in which the transit provider’s projects and services are programmed in the TPO’s TIP.

TPOs are required to establish initial transit asset management targets within 180 days of the date that public transportation providers establish initial targets. However, TPOs are not required to establish transit asset management targets annually each time the transit provider establishes targets. Instead, subsequent TPO targets must be established when the TPO updates the LRTP. When establishing transit asset management targets, the TPO can either agree to program projects that will support the transit provider targets or establish its own separate regional transit asset management targets for the TPO planning area. TPO targets may differ from agency targets, especially if there are multiple transit agencies in the MPO planning area.

To the maximum extent practicable, transit providers, states, and MPOs must coordinate with each other in the selection of performance targets.

The TAM rule defines two tiers of public transportation providers based on size parameters. Tier I providers are those that operate rail service or more than 100 vehicles in all fixed route modes, or more than 100 vehicles in one non-fixed route mode. Tier II providers are those that are a subrecipient of FTA 5311 funds, or an American Indian Tribe, or have 100 or less vehicles across all fixed route modes, or have 100 vehicles or less in one non-fixed route mode. A Tier I provider must establish its own transit asset management targets, as well as report performance and other data to FTA. A Tier II provider has the option to establish its own targets or to participate in a group plan with other Tier II providers whereby targets are established by a plan sponsor, typically a state DOT, for the entire group.

A total of 18 transit providers participated in the FDOT Group TAM Plan and continue to coordinate with FDOT on establishing and reporting group targets to FTA through the National Transit Database (NTD) (Table 6.2). These are FDOT's Section 5311 Rural Program subrecipients. The Group TAM Plan was adopted in October 2018 and covers fiscal years 2018-2019 through 2021-2022. Updated targets were submitted to NTD in March 2021.

The HRTPO has the following Tier II providers operating in the region:

- Central Florida Regional Planning Council

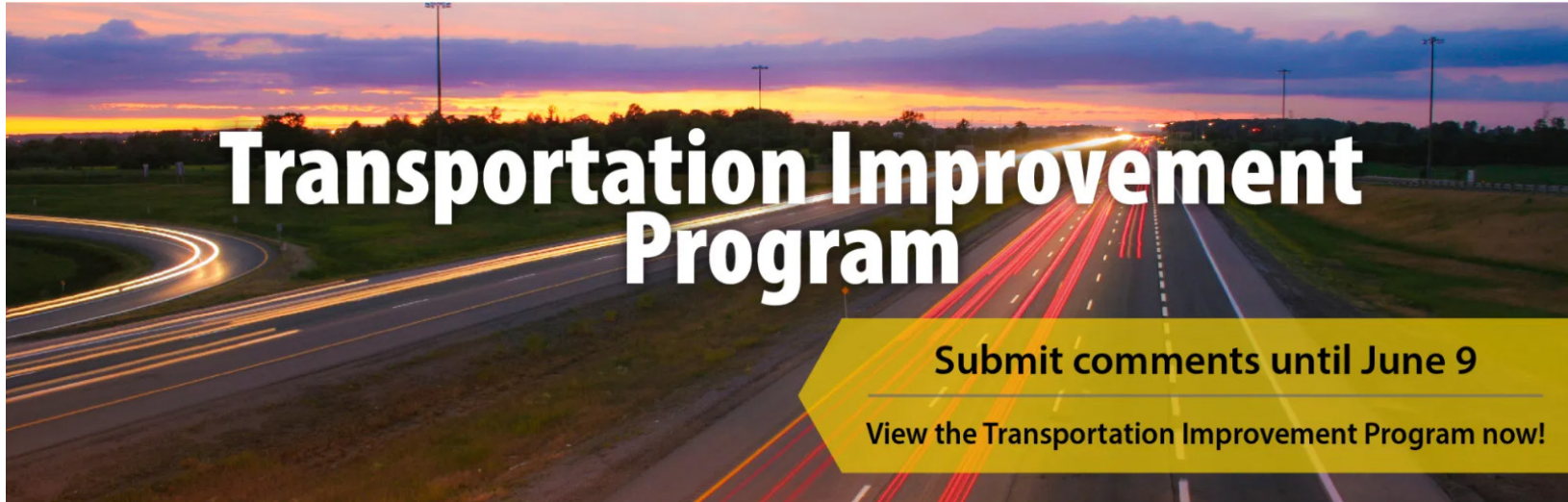
As part of Group TAM Plan for Fiscal Years 2018/2019-2021/2022 developed by FDOT for Tier II providers in Florida and coordinates with FDOT on reporting of group targets to NTD. The FY 2020 asset conditions and 2021 targets for the Tier II providers are shown above. The statewide group TAM targets are based on the condition of existing transit assets and planned investments in equipment, rolling stock, infrastructure, and facilities over the next year. The targets reflect the most recent data available on the number, age, and condition of transit assets, and expectations and capital investment plans for improving these assets during the next fiscal year, using the asset inventory and investment prioritization process incorporated in the Group TAM Plan. Key findings of the Group TAM Plan include the following:

Investment decisions for asset replacement in the FDOT Group TAM Plan inventory are made with the goal to maintain or improve the percentage of vehicles, equipment, and facilities in an adequate or better condition. FDOT and its subrecipient transit providers will monitor all assets for unsafe conditions. Identifying an opportunity to improve the safety of an asset, however, does not necessarily indicate an unsafe condition. If an unacceptable safety risk associated with an asset is identified, that asset will be ranked with higher investment priority to the extent practicable. The subrecipients prioritize the rehabilitation and replacement of vehicles that provide transit service over non-revenue vehicles and facilities.

As required by FTA, FDOT will update this TAM Plan at least once every four years. FDOT will update the statewide performance targets for the participating agencies on an annual basis, and will notify the participating transit agencies and the TPOs in which they operate when the targets are updated. This TIP was developed and is managed in cooperation with FDOT and it reflects the investment priorities established in the 2045 LRTP. The HRTPO's investments to address the state of good repair focus on the replacement of vehicle/bus stock that have reached or exceeded its useful life.

Note: The Federal Transit Administration (FTA) established transit safety performance management requirements in the Public Transportation Agency Safety Plan (PTASP) final rule, which was published on July 19, 2018. There are not any transit systems in the HRTPO planning area that are required to adopt a PTASP.

Appendix C: Public Involvement and Comments Received



**Public Comment Period Open: Draft Transportation Improvement Program (TIP) for HRTPO
Draft Transportation Improvement Program for Fiscal Years 2021/22 – 2025/26
Comment Period: May 10 to June 9, 2021**

The Heartland Regional Transportation Organization presented the draft Transportation Improvement Program to the Heartland Region on May 10, 2021 for a 30-day public comment period. The document was reviewed and endorsed by the Technical Advisory Committee on May 19 and the Citizens Advisory Committee on May 27, 2021. The draft plan was made available on www.heartlandregionaltpo.org and distributed during the comment period. The document was downloaded 171 times. One comment and the Review Checklist was received prior to adoption.

Public participation is solicited without regard to race, color, national origin, age, sex, religion, disability, income, or family status. Persons who require special accommodations under the Americans with Disabilities Act or persons who require translation services (free of charge) should contact Marybeth Soderstrom, HRTPO Title VI Liaison, 863-534-7130, extension 134 (voice), or via Florida Relay Service 711, or by email: msoderstrom@cfrpc.org.

Date	Name	Forum	Comment Received	HRTPO Response
5/24/2021	Carlos A. Gonzalez, FHWA FL Division	Agency Review	Thank you for the opportunity to review the HRTPO's draft 2021/22 – 2025/26 TIP. The document is well written and presents how project revenues align with project costs. The TIP also provides a clear picture of how the HRTPO meets Performance-Based Planning requirements.	Thank you for your comments.

TRANSPORTATION IMPROVEMENT PROGRAM (TIP) REVIEW CHECKLIST

The following TIP Review Checklist is provided to assist in the review of the TIP. This Review Checklist is to be completed and included in the MPO's final TIP Document.

Comments should be categorized as:

Editorial: Comments may be addressed by MPO, but would not affect approval of the document, i.e., grammatical, spelling and other related errors.

Enhancement: Comments may be addressed by MPO, but would not affect approval of the document, i.e., improve the quality of the document and the understanding for the public (improving graphics, re-packaging of the document, use of plain language, reformatting for clarity, removing redundant language).

Critical: Comment MUST be addressed to meet minimum state and federal requirements to obtain approval. The reviewer must clearly identify the applicable state or federal policies, regulations, guidance, procedures or statutes that the document does not conform with.

If a question is categorized, a comment must be included. In addition, if a question is answered with "no", a comment must also be included. Once the checklist is finalized, please share as a PDF.

MPO: HRTPO	Fiscal Years included: 2021/22 – 2025/26
Review #: 1(Draft)	Date of Review: 5/19/21
	Reviewed by: LORI CARLTON

TIP Format & Content

Does the cover page include the MPO name, address correct fiscal years, and provide a location to add the date of adoption? Yes No

No comment [Click here to enter comments](#)

Page Numbers:

[Click here to enter notes](#)

Does the Table of Contents show the title of each section with correct page number? Yes No

No comment [Click here to enter comments](#)

Page Numbers:

[Click here to enter notes](#)

Does TIP include an endorsement that it was developed following state and federal requirements and include date of official MPO approval? This would be an MPO resolution or signed signature block on cover. Yes No

Critical [Page 4 states "Placeholder for Adopting Resolution"](#)
[This is the Draft for Public Comment and Agency Comment. Note that the footer beginning on page 2 has an incorrect date – Needs to be revised to "Draft for Public Comment: "May 10, 2021"](#)

Page Numbers: 4

Does TIP include a list of definitions, abbreviations, funding and phase codes and acronyms? Yes No

No comment [Click here to enter comments](#)

Page Numbers: 20
& 21

[Click here to enter notes](#)

TRANSPORTATION IMPROVEMENT PROGRAM

Review Checklist

TIP Narrative

Does the TIP begin with a statement of purpose (provide a prioritization of projects covering a five-year period that is consistent with LRTP, contains all transportation projects MPA funded with FHWA & FTA funds and regionally significant projects regardless of funding source)? [23 C.F.R. 450.326(a)]; [49 U.S.C. Chapter 53]

Yes No

No comment [Click here to enter comments](#)

Page Numbers: 6

[Click here to enter notes](#)

Was the TIP developed by MPO in cooperation with the state and public transit operator, who provided the MPO with estimates of available Federal and State funds for the MPO to develop the financial plan? [s. 339.175(8) F.S.]; [23 C.F.R. 450.326(a)]

Yes No

No comment [Click here to enter comments](#)

Page Numbers: 6

[Click here to enter notes](#)

Does the TIP demonstrate that there are sufficient funds (federal, state, local and private) to implement proposed transportation system improvements, identifies any innovative financing techniques through comparison of revenues and costs for each year? It is recommended that the TIP include a table(s) that compares the funding sources and amounts, by year to the total project costs. [23 C.F.R. 450.326(k)]; [23 C.F.R. 450.326(j)]; [s. 339.175(8)(c)(3) F.S.].

Yes No

No comment [Click here to enter comments](#)

Page Numbers: 7-9

[Click her to enter notes](#)

Does the TIP describe project selection process and state that it is consistent with the federal requirements in 23 C.F.R 450.332(b) and for non-TMA MPOs 23 C.F.R. 450.332(c)?

Yes No

No comment [Click here to enter comments](#)

Page Numbers: 16

[Click here to enter notes](#)

Does the TIP identify the MPO's criteria and process for prioritizing implementation of the transportation plan elements (including multimodal tradeoffs) for inclusion in the TIP and explain any changes in priorities from the previous TIP? The MPO's TIP project priorities must be consistent with the LRTP. [23 C.F.R 450.326(n)(1)]

Yes No

No comment [Click here to enter comments](#)

Page Numbers: 18 & 19

[Click here to enter notes](#)

Does the TIP describe how projects are consistent with MPO's LRTP and to the extent feasible, with port and aviation masterplans, public transit development plans, and approved local government comprehensive plans for those local governments located within the MPO area? [s. 339.175(8)(a) F.S.]

Yes No

No comment [Click here to enter comments](#)

Page Numbers: 16

[Click here to enter notes](#)

Does the TIP cross reference projects with corresponding LRTP projects, when appropriate? [s. 339.175(8)(c)(7) F.S.]

Yes No

Editorial [Each project on the referenced pages reflect an LRTP page number that either reflects the actual project or the Goals Objectives and Policies contained in the LRTP](#)

Page Numbers: 23-104

[Click here to enter notes](#)

TRANSPORTATION IMPROVEMENT PROGRAM

Review Checklist

Does the TIP include the FDOT Annual List of Obligated Projects or a link? The annual listing is located for download HERE. [23 C.F.R. 450.334]; [s.339.175(8)(h), F.S.] Yes No

No comment [Click here to enter comments](#)

Page Numbers: 10

[Click here to enter notes](#)

Was the TIP developed with input from the public? [23 C.F.R. 450.316]; [23 C.F.R. 450.326(b)]; The document should outline techniques used to reach citizens (flyers, websites, meeting notices, billboards, etc.) Yes No

Critical *Page 12 discusses the PPP and the Draft TIP- The HRTPO should ensure that details of the Public Involvement Process and all comments received are included in Appendix C as indicated in the final document*

Page Numbers: 12

[Click here to enter notes](#)

Does the TIP discuss the MPO's current FDOT annual certification and past FHWA/FTA quadrennial certification? MPO should include anticipated date of next FHWA/FTA quadrennial certification. Yes No

Editorial *HRTPO is not a TMA so there is not a quadrennial certification*

Page Numbers: 12

[Click here to enter notes](#)

Does the TIP discuss of the congestion management process? All MPOs are required to have a congestion management process that provides for the effective management process that provides for the effective management and operation of new and existing facilities using travel demand reduction and operational management strategies. S 339.175(6)(c)(1), F.S. Yes No

No comment [Click here to enter comments](#)

Page Numbers: 13

[Click here to enter notes](#)

Does the TIP discuss Transportation Disadvantaged (TD) services developed and a description of costs and revenues from TD services, as well as a list of improvements funded with TD funds? [s.427.015(1) F.S. AND 41-2.009(2) F.A.C. Yes No

No comment [Click here to enter comments](#)

Page Numbers: 13

[Click here to enter notes](#)

Does the TIP discuss how, once implemented, will make progress toward achieving the performance targets for:

- ✓ Safety performance measures
- ✓ System performance measures
- ✓ Bridge performance measures
- ✓ Pavement performance measures
- ✓ State asset management plan
 - Including risk to off-system facilities during emergency events (if applicable)
- ✓ State freight plan

Yes No

If the MPO incorporated the Performance Measures Template directly or adapted it to suit their need, they will have met requirements. [23.C.F.R 450.326(c)]

Editorial *HRTPO has adopted/incorporated FDOT targets on all performance measures*

Page Numbers: 14 & 15 and Appendix B

[Click here to enter notes](#)

Does the TIP discuss anticipated effect of achieving the performance targets identified in the LRTP, linking investment priorities to those performance targets for: Yes No

- ✓ Safety performance measures
- ✓ System performance measures

TIP Review Checklist

Updated: 10/6/2020

Page 3 of 4

TRANSPORTATION IMPROVEMENT PROGRAM

Review Checklist

- ✓ Bridge performance measures
- ✓ Pavement performance measures
- ✓ State asset management plan
- ✓ State freight plan

If the MPO incorporated the Performance Measures Template directly or adapted it to suit their need, they will have met requirements. [\[23.C.F.R 450.326\(d\)\]](#)

[No comment](#) [Click here to enter comments](#)

Page Numbers: 14
& 15 and Appendix
B

[Click here to enter notes](#)

Detail Project Listing for Five Fiscal Years

Does each project in the TIP document shall include the following information?

- ✓ Sufficient description of project (type of work, termini, and length)
- ✓ Financial Project Number (FPN)
- ✓ Estimated total project cost and year anticipated funding
- ✓ **Page number or identification number where project can be found in LRTP (spot check)**
- ✓ Category of Federal Funds and source(s) of non-Federal Funds
- ✓ FTA section number included in project title or description

Yes No

[Editorial](#)

Each project on the referenced pages reflect an LRTP page number that either reflects the actual project or the Goals Objectives and Policies contained in the LRTP

Page Numbers: 23-
104

[Click here to enter notes](#)

Did the MPO make the draft TIP available to all review agencies and affected parties? Refer distribution list in MPO Handbook, page 5-21 – 5-24

Yes No

[No comment](#) [Click here to enter comments](#)

Page Numbers: 12

[Click here to enter notes](#)

TIP Review

Did the MPO upload the document into the MPO Document Portal for review by District staff, Office of Policy Planning, Florida Commission for the Transportation Disadvantaged, Bureau of Community Planning, FTA, & FHWA?

Yes No

[No comment](#)

Page Numbers: N/A

The HRTPO uploaded the Draft TIP into the Portal on May 12, 2021
